











Site Figures

Site Maps With Site Level Features

**Figure AY1
Site Map with
Site Level Features
Atlantic City Armory
Floor 1**

Legend

Atlantic City Armory Floor 1

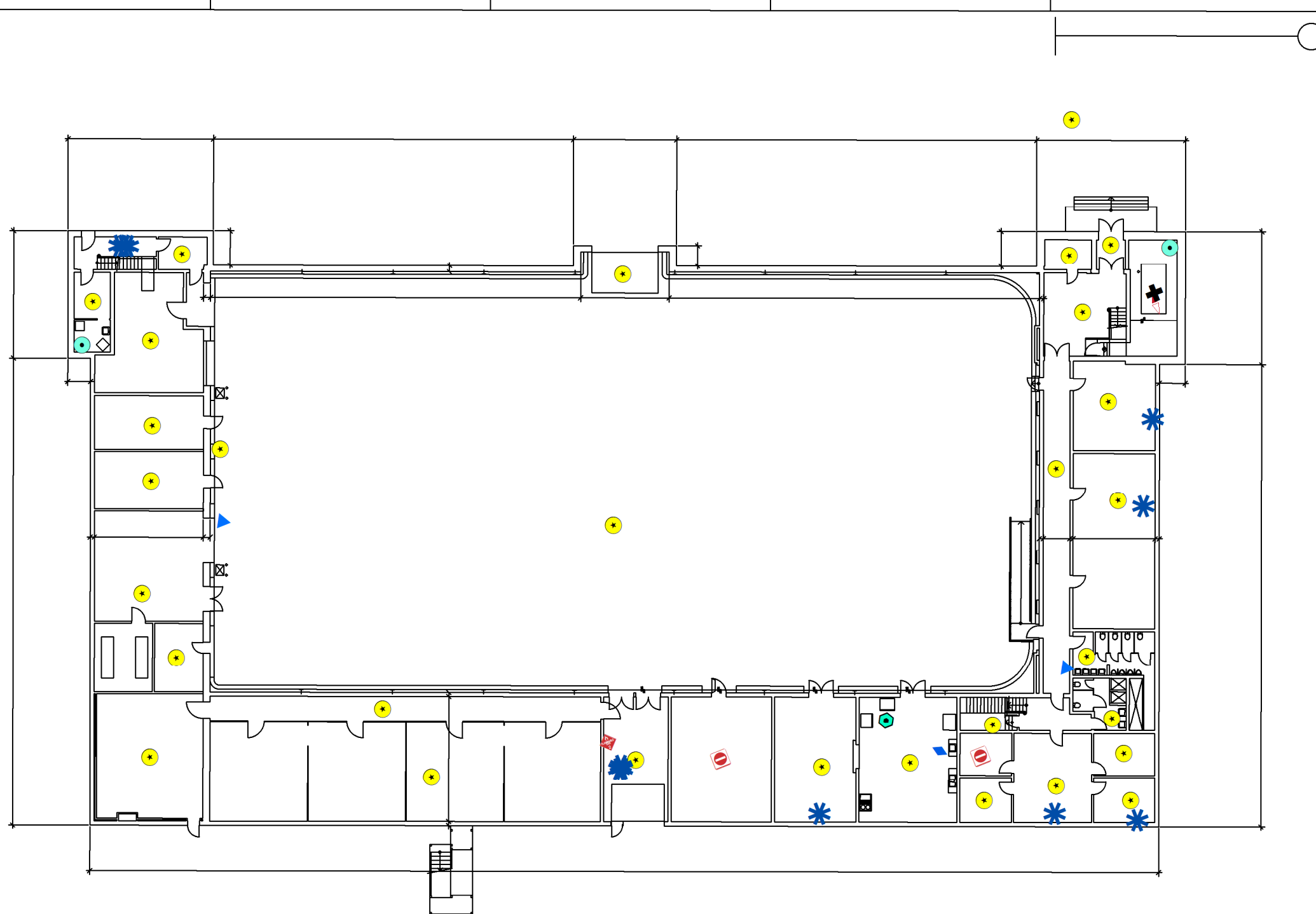
-  Air Conditioning Unit
-  Boiler
-  Drinking Water Fountain
-  Flammable Cabinet
-  Hot Water Heater
-  Ice Machine
-  Light Ballast
-  No Access
-  No FLBs
-  Refrigeration Unit

0 15 30 60 Feet
1 inch = 30 feet



Notes:

Floor plans georeferenced via headsup digitizing over 2015 aerial photography
Locations of air emissions, ODS, and FLBs georeferenced via floor plans



Scale: 1 inch = 30 feet

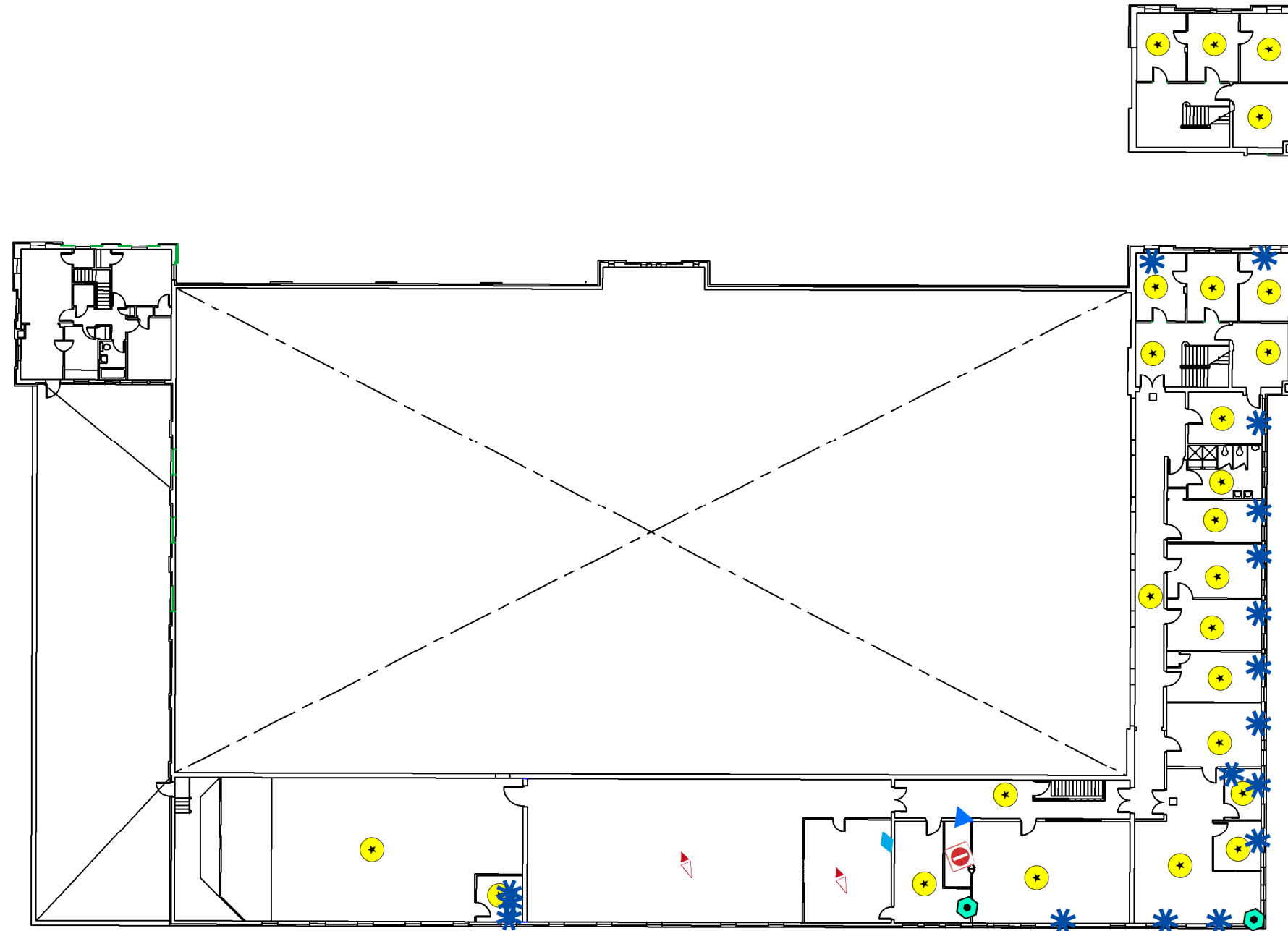
File: AY1

Date: 5/13/2019

Created By: Jon McKinnon,
Michael Hoffman,
Alexandria Petrosch

**Rowan
University
&
Stockton
University**

**Figure AY2
Site Map with
Site Level Features
Atlantic City Armory
Floor 2**



Legend

Atlantic City Armory Floor 2

- * Air Conditioning Unit
- ▲ Drinking Water Fountain
- ◆ Freezer Unit
- Light Ballast
- ⊘ No Access
- ◄ No FLBs
- ⬡ Refrigeration Unit

0 15 30 60 Feet
1 inch = 30 feet



Notes:

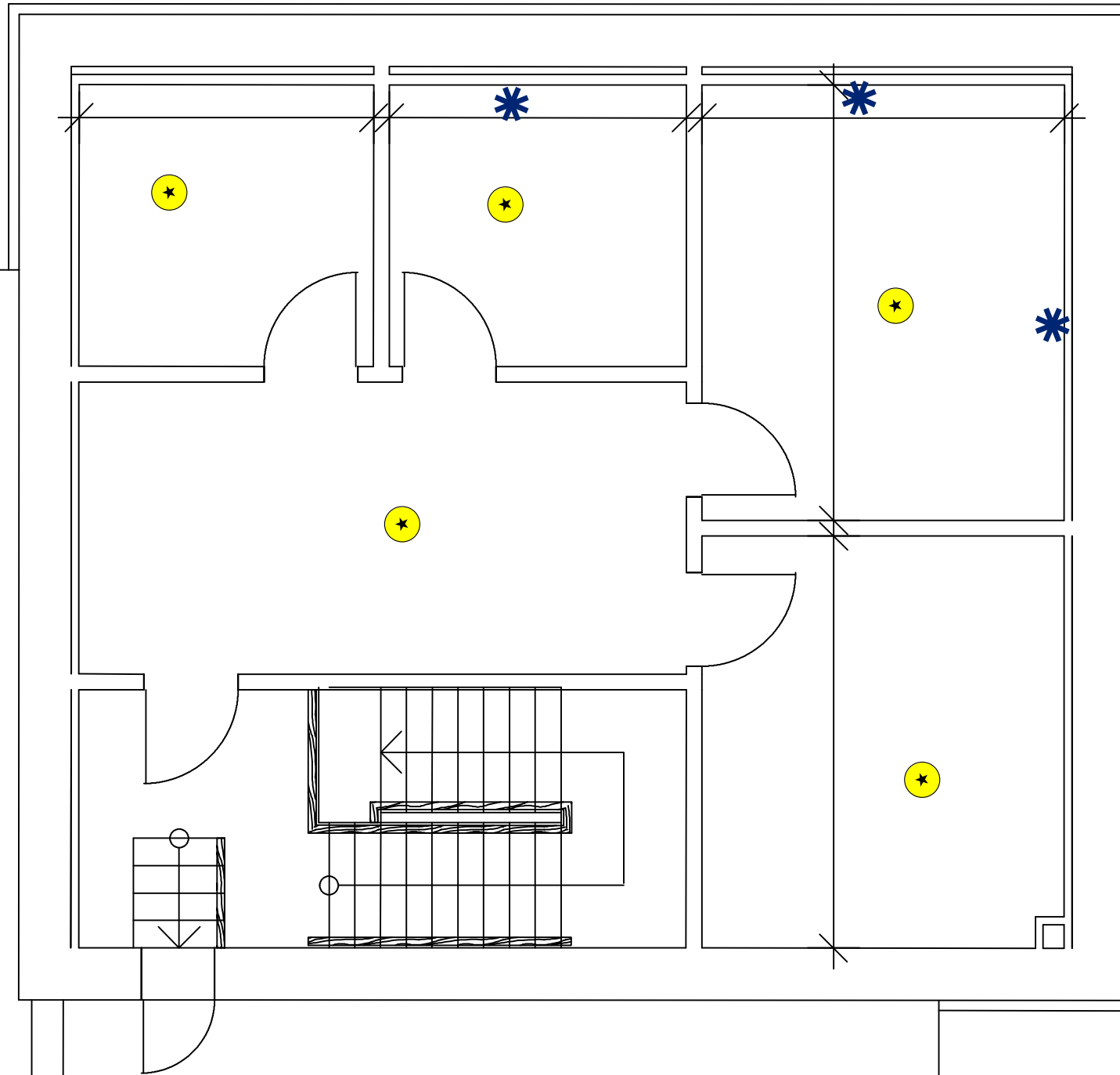
Floor plans georeferenced via headsup digitizing over 2015 aerial photography
Locations of air emissions, ODS, and FLBs georeferenced via floor plans



Scale: 1 inch = 30 feet
File: AY2
Date: 5/13/2019
Created By: Jon McKinnon,
Michael Hoffman,
Alexandria Petrosch



Rowan
University
&
Stockton
University

**Figure AY3
Site Map with
Site Level Features
Atlantic City Armory
Floor 3**



Legend

Atlantic City Armory Floor 3

-  Air Conditioning Unit
-  Light Ballast

0 2.5 5 10 Feet

1 inch = 5 feet



Notes:

Floor plans georeferenced via headsup digitizing over 2015 aerial photography
Locations of air emissions, ODS, and FLBs georeferenced via floor plans



Scale: 1 inch = 5 feet

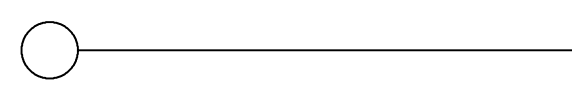
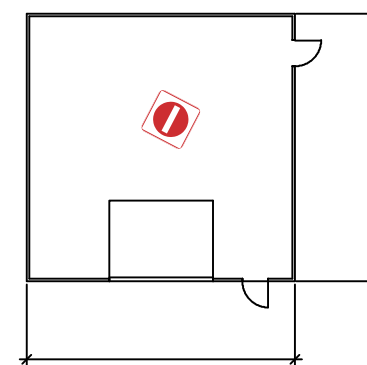
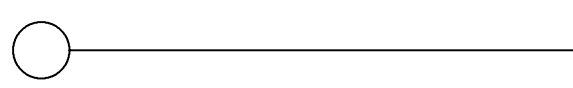
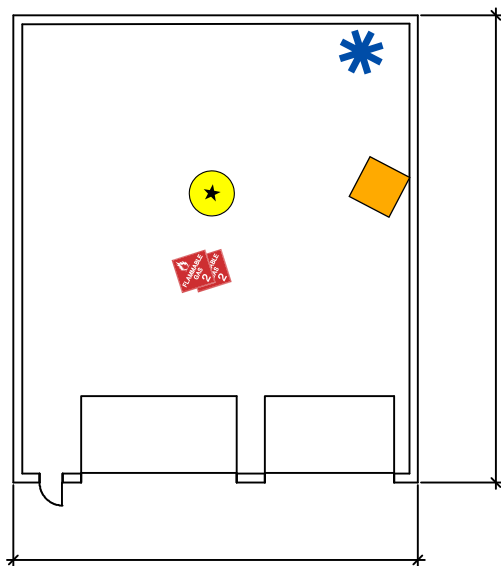
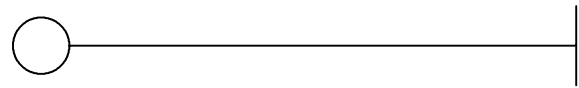
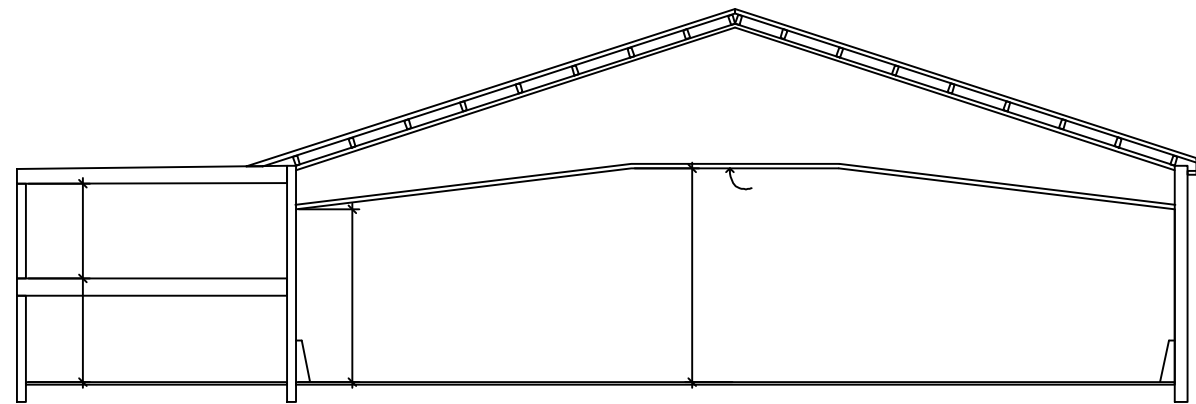
File: AY3

Date: 5/29/2019

Created By: Jon McKinnon,
Michael Hoffman,
Alexandria Petrosch






**Rowan
University
&
Stockton
University**

**Figure AY4
Site Map with
Site Level Features
Atlantic City MVSB
Floor 1**



Legend

Atlantic City 1st Floor MVSB

-  Air Conditioning Unit
-  Flammable Cabinet
-  Forced Air Heater
-  Light Ballast
-  No Access



1 inch = 25 feet

Notes:

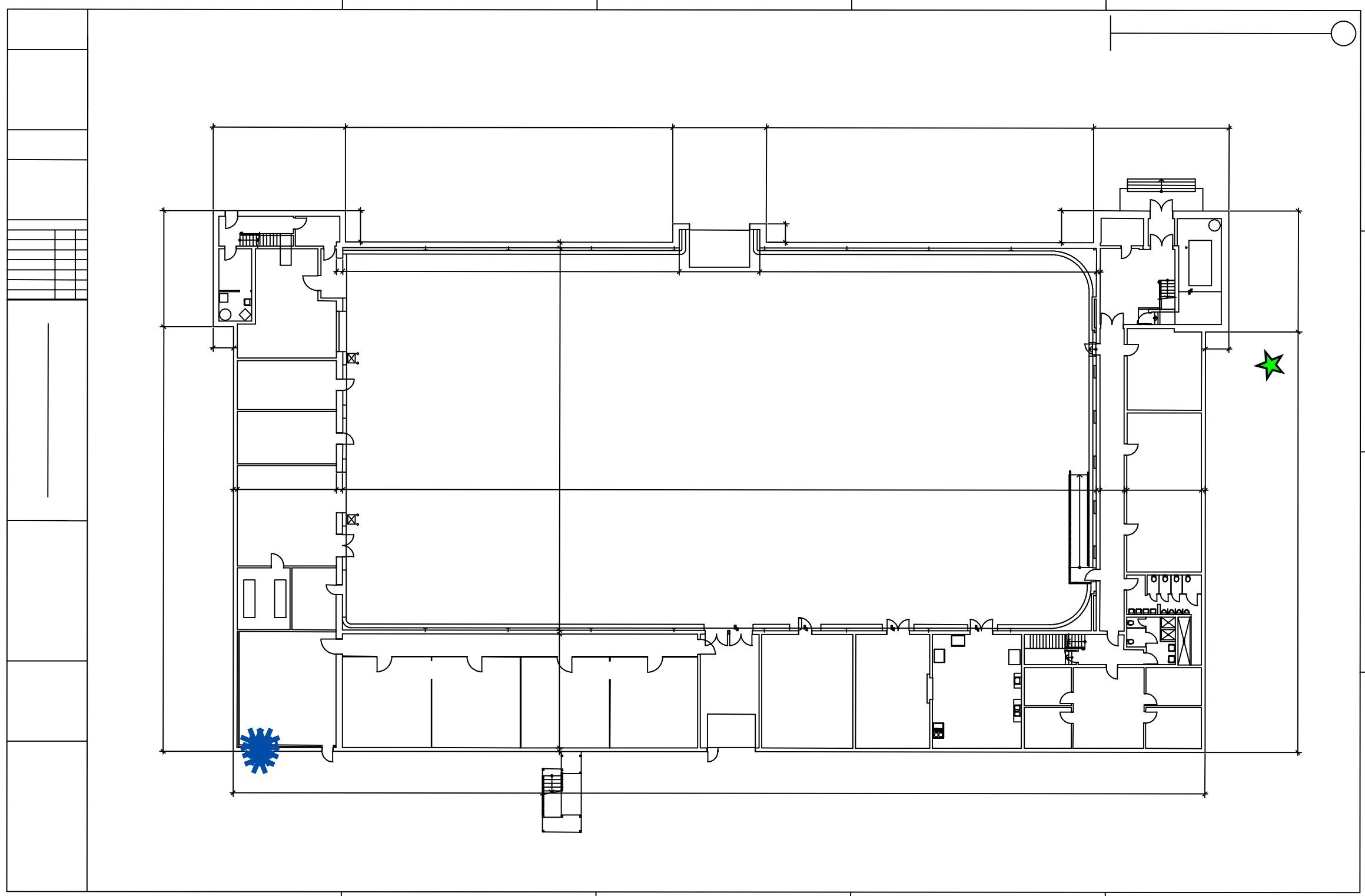
Floor plans georeferenced via headsup digitizing over 2015 aerial photography
Locations of air emissions, ODS, and FLBs georeferenced via floor plans



Scale: 1 inch = 25 feet
File: AY4
Date: 5/13/2019
Created By: Jon McKinnon,
Michael Hoffman,
Alexandria Petrosch



**Rowan
University
&
Stockton
University**

**Figure AYO
Site Map with
Site Level Features
Atlantic City Armory
Outside**



Legend

Atlantic City Armory Outside

-  Air Conditioning Condenser Unit
-  Emergency Generator

0 15 30 60 Feet

1 inch = 30 feet



Notes:

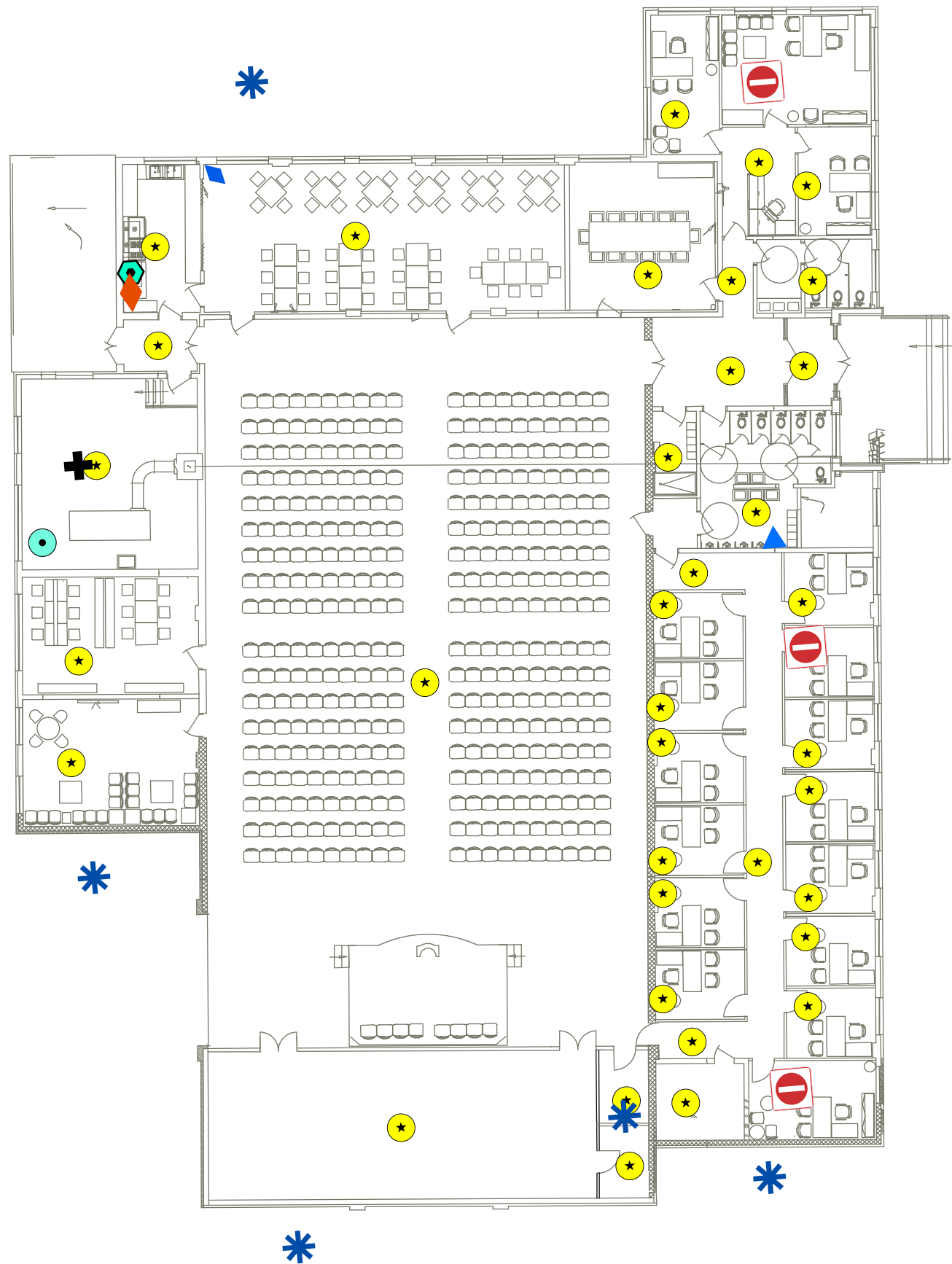
Floor plans georeferenced via headsup digitizing over 2015 aerial photography
Locations of air emissions, ODS, and FLBs georeferenced via floor plans



Scale: 1 inch = 30 feet
File: AYO
Date: 5/29/2019
Created By: Jon McKinnon,
Michael Hoffman,
Alexandria Petrosch










**Rowan
University
&
Stockton
University**

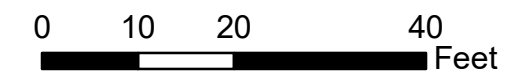
Figure BT1
Site Map with
Site Level Features
Bordentown Armory
Floor 1



Legend

Bordentown Armory 1st Floor

-  Air Conditioning Unit
-  Boiler
-  Drinking Water Fountain
-  Freezer Unit
-  Hot Water Heater
-  Ice Machine
-  Light Ballast
-  No Access
-  Refrigeration Unit



1 inch = 20 feet



Notes:

Floor plans georeferenced via headsup digitizing over 2015 aerial photography
 Locations of air emissions, ODS, and FLBs georeferenced via floor plans










Scale: 1 inch = 20 feet
 File: BT1
 Date: 5/11/2017
 Created By: Rosalie Hood,
 Michael Hoffman,
 Alexandria Petrosch

Rowan
 University
 &
 Stockton
 University

**Figure BT2
Site Map with
Site Level Features
Bordentown MVSB
Floor 1**

Legend

Bordentown MVSB 1st Floor

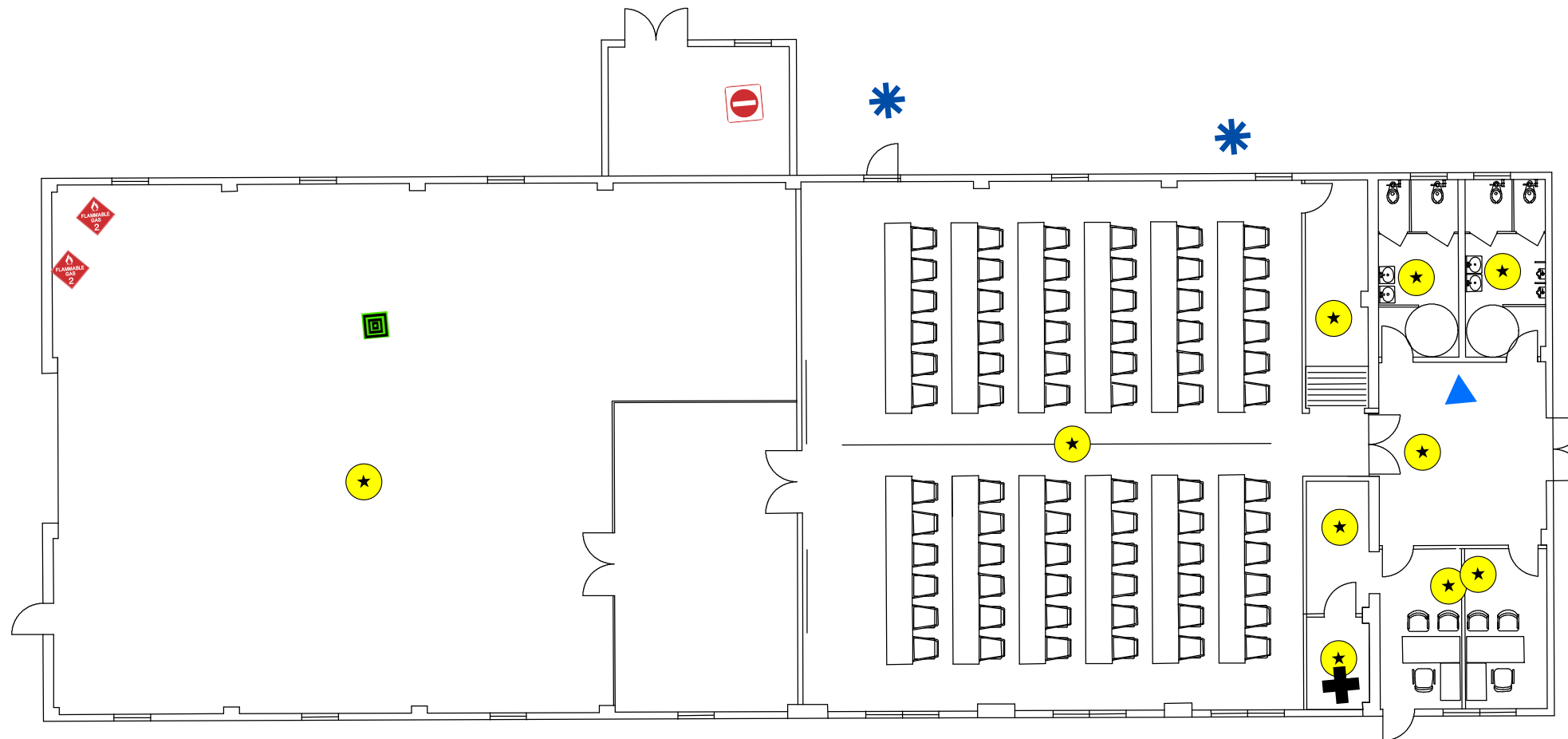
-  Air Conditioning Unit
-  Boiler
-  Chilled Serving Counter
-  Drinking Water Fountain
-  Flammable Cabinet
-  Light Ballast
-  No Access

0 7.5 15 30 Feet
1 inch = 15 feet



Notes:

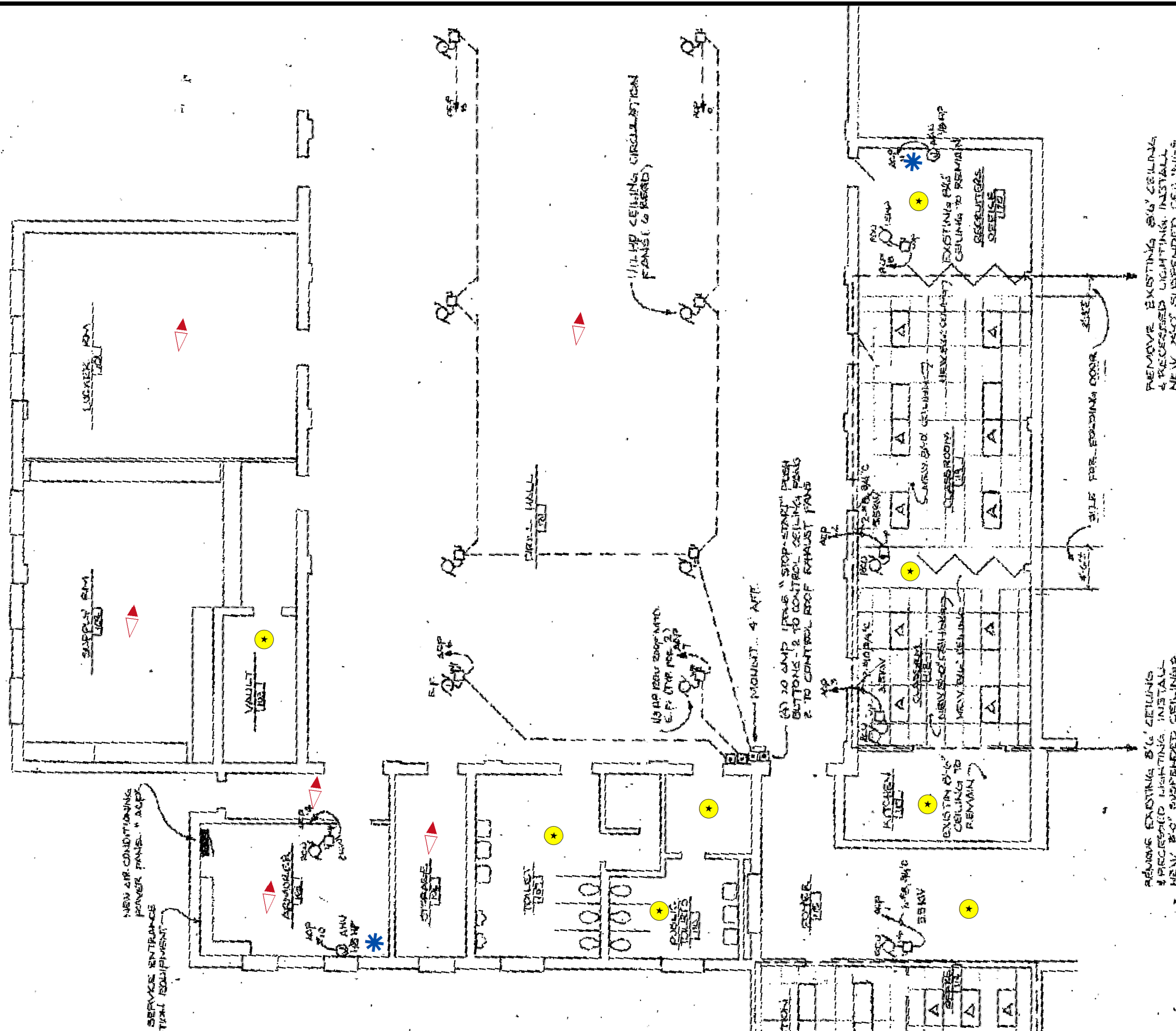
Floor plans georeferenced via headsup digitizing over 2015 aerial photography
Locations of air emissions, ODS, and FLBs georeferenced via floor plans



Scale: 1 inch = 15 feet
File: BT2
Date: 5/11/2017
Created By: Rosalie Hood,
Michael Hoffman,
Alexandria Petrosch

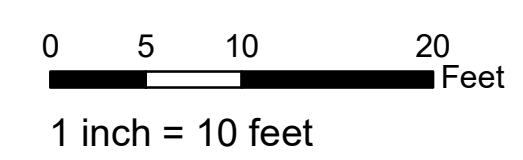
**Rowan
University
&
Stockton
University**

**Figure BN1
Site Map with
Site Level Features
Bridgeton Armory
Floor 1**



**Legend
Bridgeton Armory 1st Floor**

- ✱ Air Conditioning Unit
- Light Ballast
- ▴ No FLBs



Notes:
Floor plans georeferenced via headsup digitizing over 2015 aerial photography
Locations of air emissions, ODS, and FLBs georeferenced via floor plans






Scale: 1 inch = 10 feet
File: BN1
Date: 5/13/2019
Created By: Jon McKinnon,
Michael Hoffman,
Alexandria Petros

Rowan
University
&
Stockton
University

**Figure BN2
Site Map with
Site Level Features
Bridgeton FMS
Floor 1**

Legend

Bridgeton FMS 1st Floor

-  Air Conditioning Unit
-  Forced Air Heater
-  Light Ballast

0 7.5 15 30 Feet

1 inch = 15 feet



Notes:

Floor plans georeferenced via headsup digitizing over 2015 aerial photography
Locations of air emissions, ODS, and FLBs georeferenced via floor plans



Scale: 1 inch = 15 feet

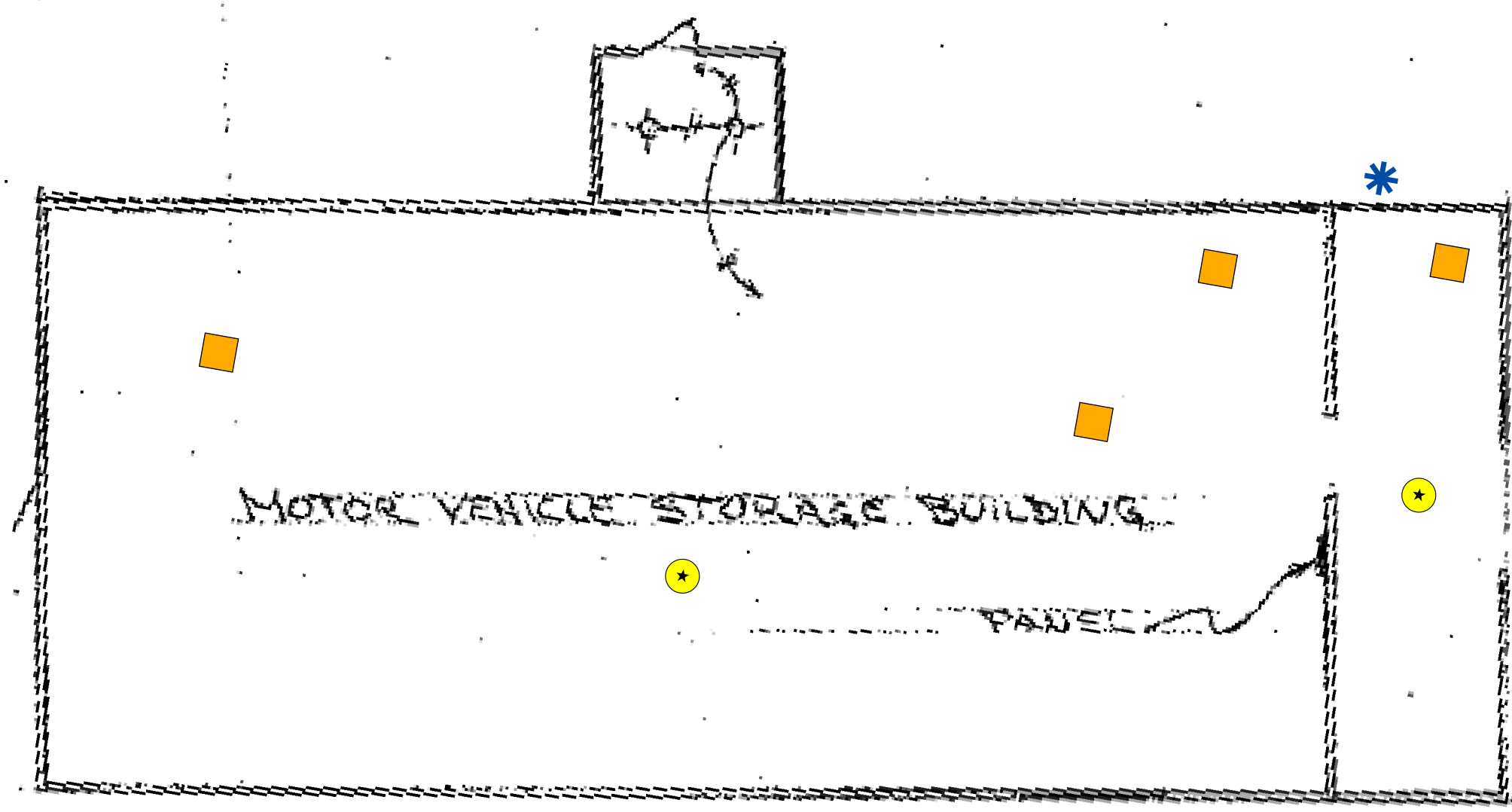
File: BN2

Date: 5/13/2019

Created By: Jon McKinnon,
Michael Hoffman,
Alexandria Petrosch

Rowan
University
&
Stockton
University

PLAN VIEW



MOTOR VEHICLE STORAGE BUILDING

PANEL

DESCRIPTION	LAMPS	CAT. NO.
BRIDGETON EXPLOSION PROOF	2	AC 1050

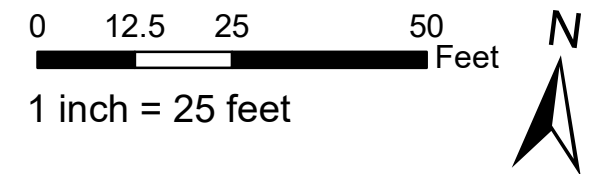
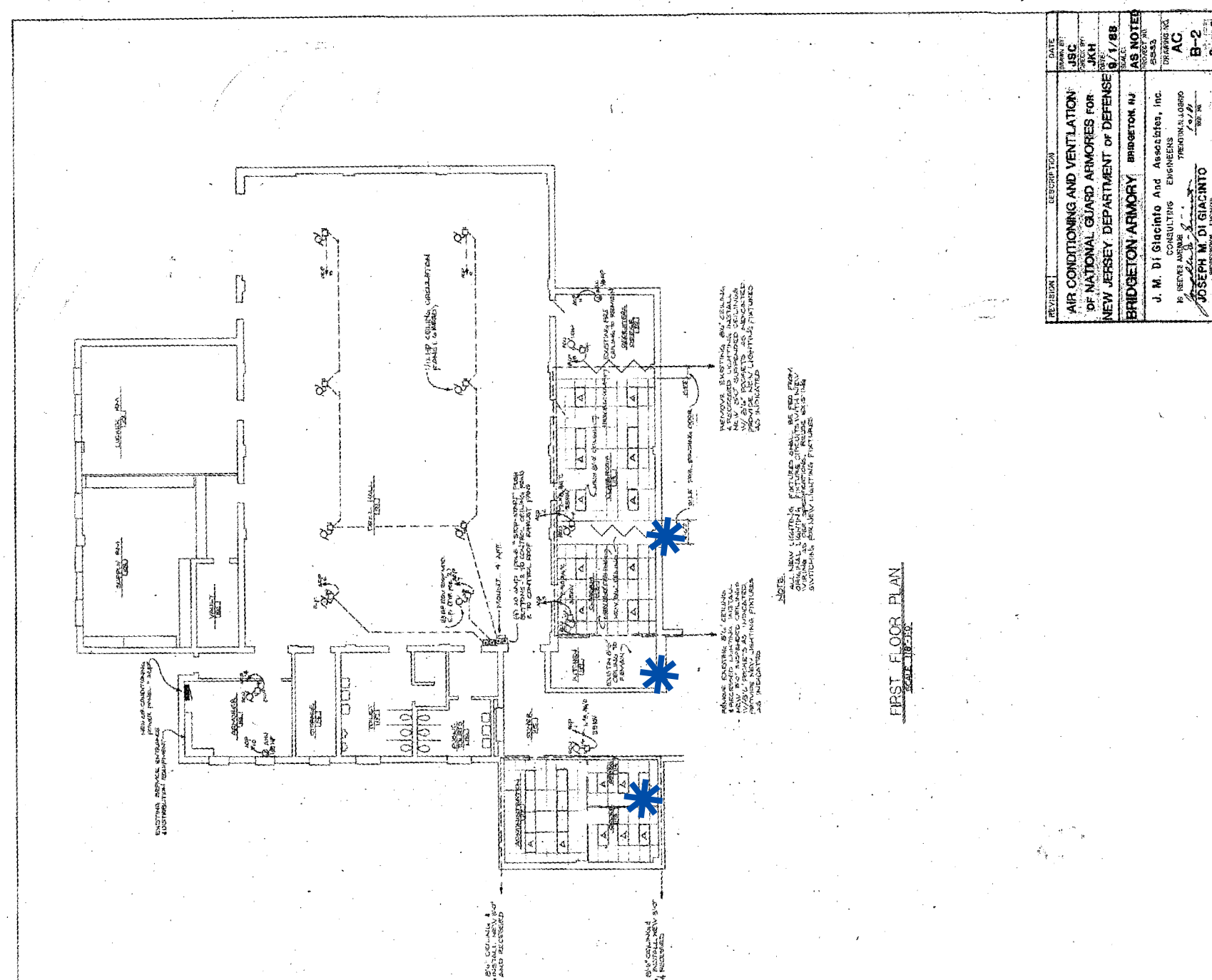


**Figure BN3
Site Map with
Site Level Features
Bridgeton Armory
Outside**

Legend

Bridgeton Armory Outside

Air Conditioning Unit



Notes:

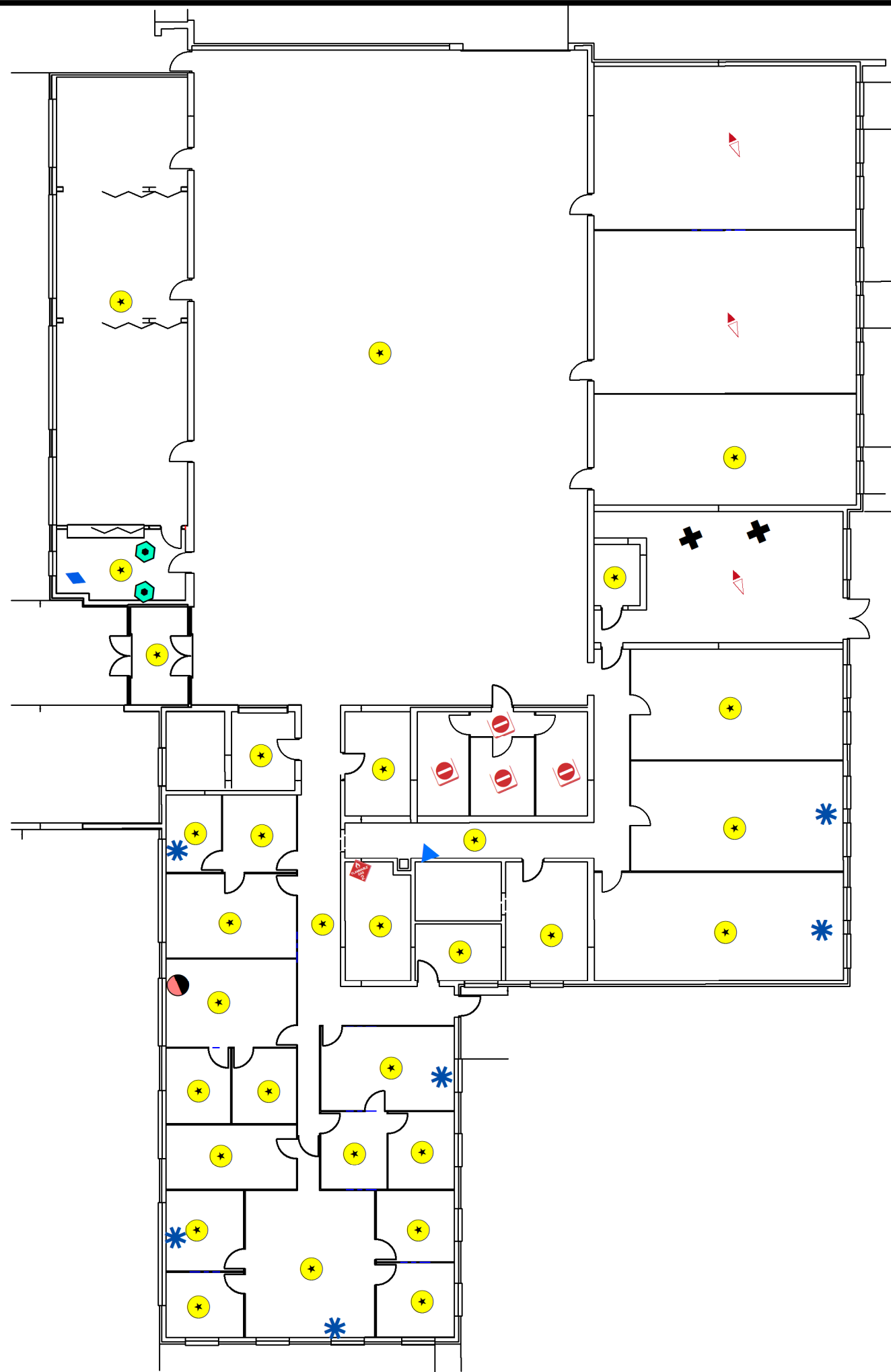
Floor plans georeferenced via headsup digitizing over 2015 aerial photography
Locations of air emissions, ODS, and FLBs georeferenced via floor plans



Scale: 1 inch = 25 feet
File: BN3
Date: 5/13/2019
Created By: Jon McKinnon,
Michael Hoffman,
Alexandria Petros

**Rowan
University
&
Stockton
University**

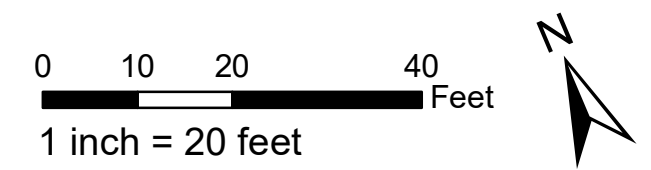
**Figure CY1
Site Map with
Site Level Features
Cape May Armory
Floor 1**



Legend

Cape May Armory 1st Floor

- Air Conditioning Unit
- Boiler
- Drinking Water Fountain
- Flammable Cabinet
- Ice Machine
- Light Ballast
- No Access
- No FLBs
- Refrigeration Unit
- Split Unit (Air Conditioner/Heater)



Notes:

Floor plans georeferenced via headsup digitizing over 2015 aerial photography
Locations of air emissions, ODS, and FLBs georeferenced via floor plans










Scale: 1 inch = 20 feet
File: CY1
Date: 5/13/2019
Created By: Jon McKinnon,
Michael Hoffman,
Alexandria Petrosch

**Rowan
University
&
Stockton
University**

**Figure CY2
Site Map with
Site Level Features
Cape May FMS
Floor 1**

Legend

Cape May FMS 1st Floor

-  Air Conditioning Unit
-  Drinking Water Fountain
-  Flammable Cabinet
-  Forced Air Heater
-  Light Ballast
-  Parts Washer
-  Sand Blasting Operation

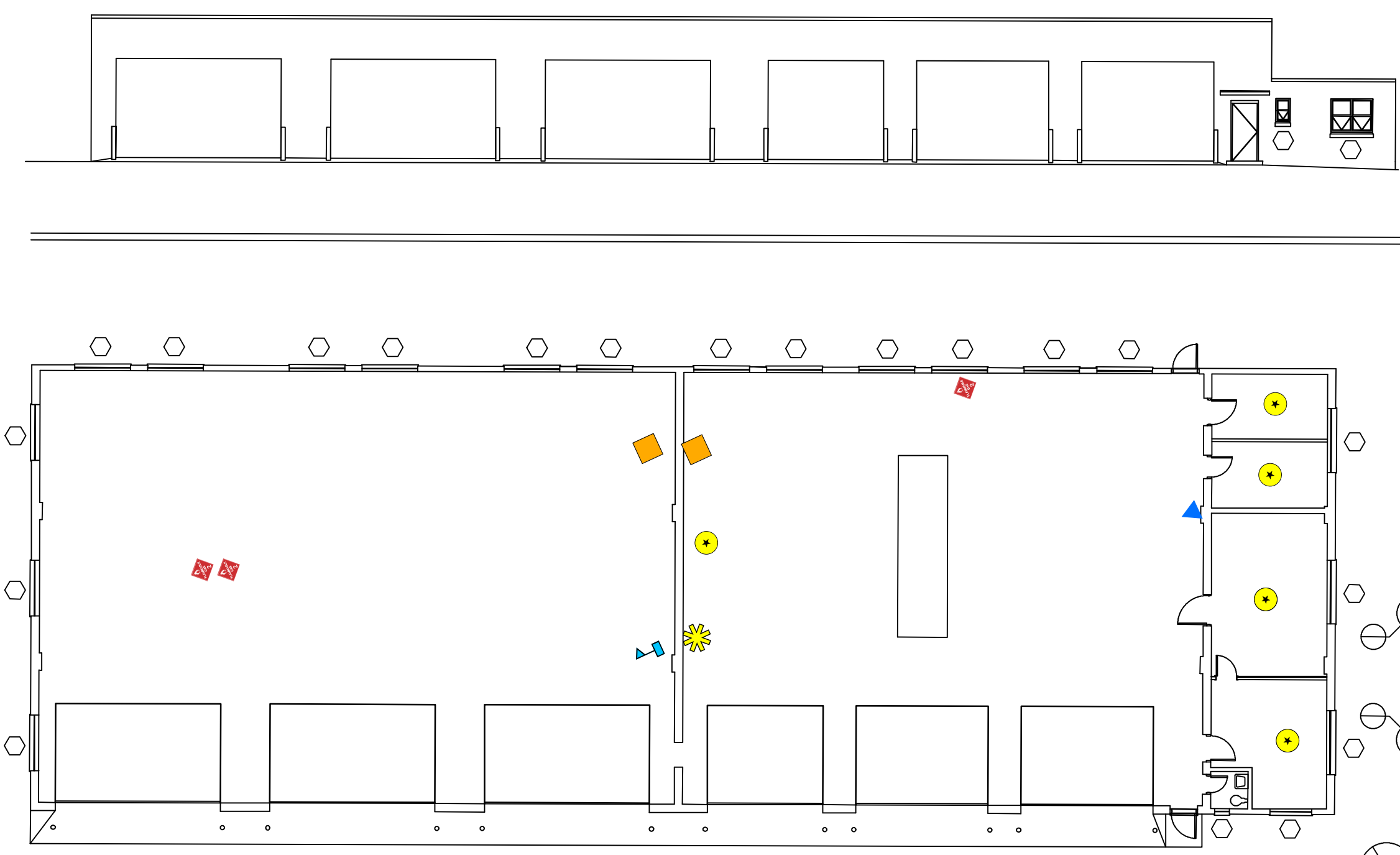
0 7.5 15 30 Feet

1 inch = 15 feet



Notes:

Floor plans georeferenced via headsup digitizing over 2015 aerial photography
Locations of air emissions, ODS, and FLBs georeferenced via floor plans








Scale: 1 inch = 15 feet
File: CY2
Date: 5/6/2019
Created By: Jon McKinnon,
Michael Hoffman,
Alexandria Petrosch

**Rowan
University
&
Stockton
University**


**Figure CY3
Site Map with
Site Level Features
Cape May DTMB
Floor 1**

Legend

Cape May DTMB 1st Floor

-  Flammable Cabinet
-  Hot Water Heater
-  Recovery Unit

0 5 10 20 Feet



1 inch = 10 feet



Notes:

Floor plans georeferenced via headsup digitizing over 2015 aerial photography
Locations of air emissions, ODS, and FLBs georeferenced via floor plans





Scale: 1 inch = 10 feet

File: CY3

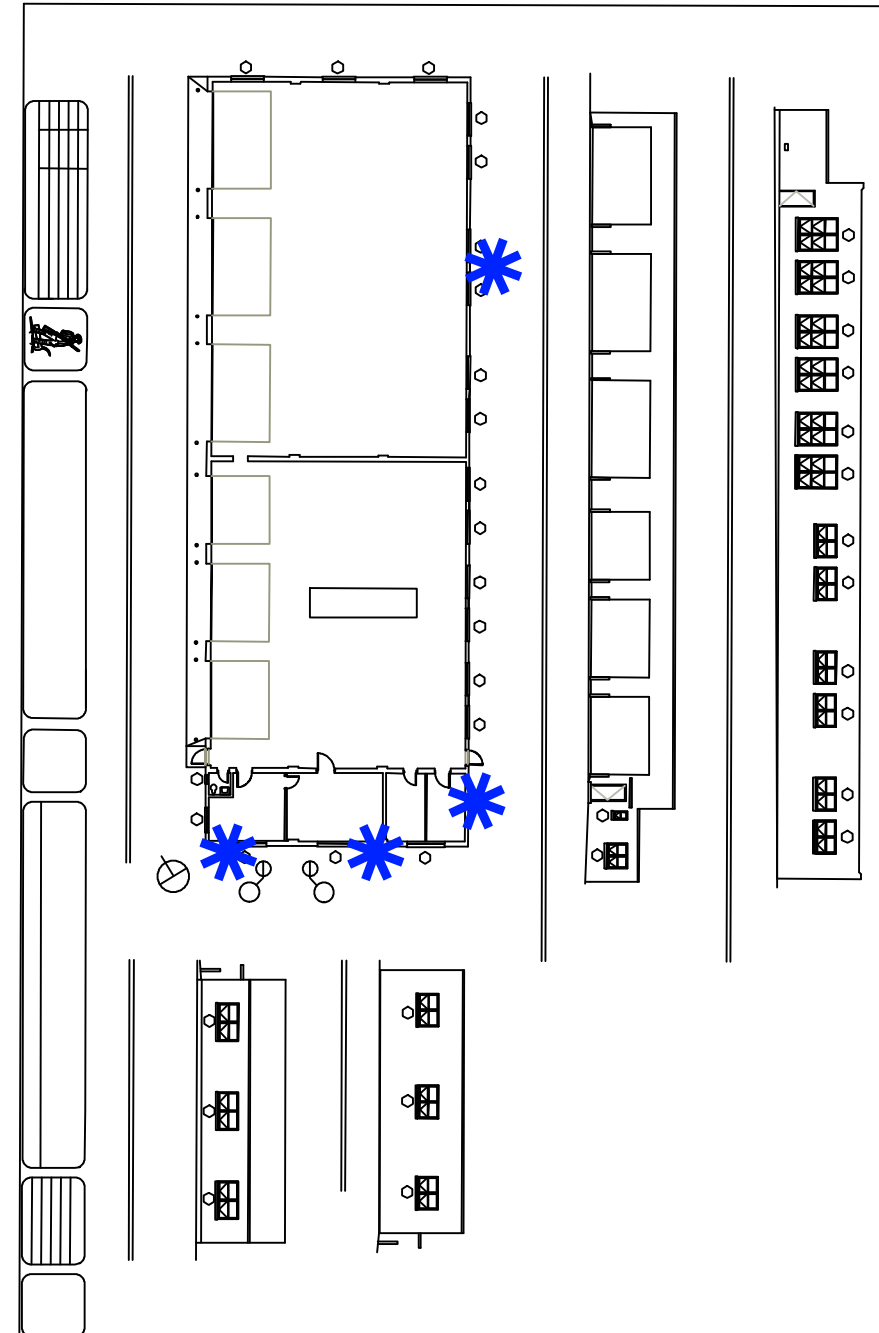
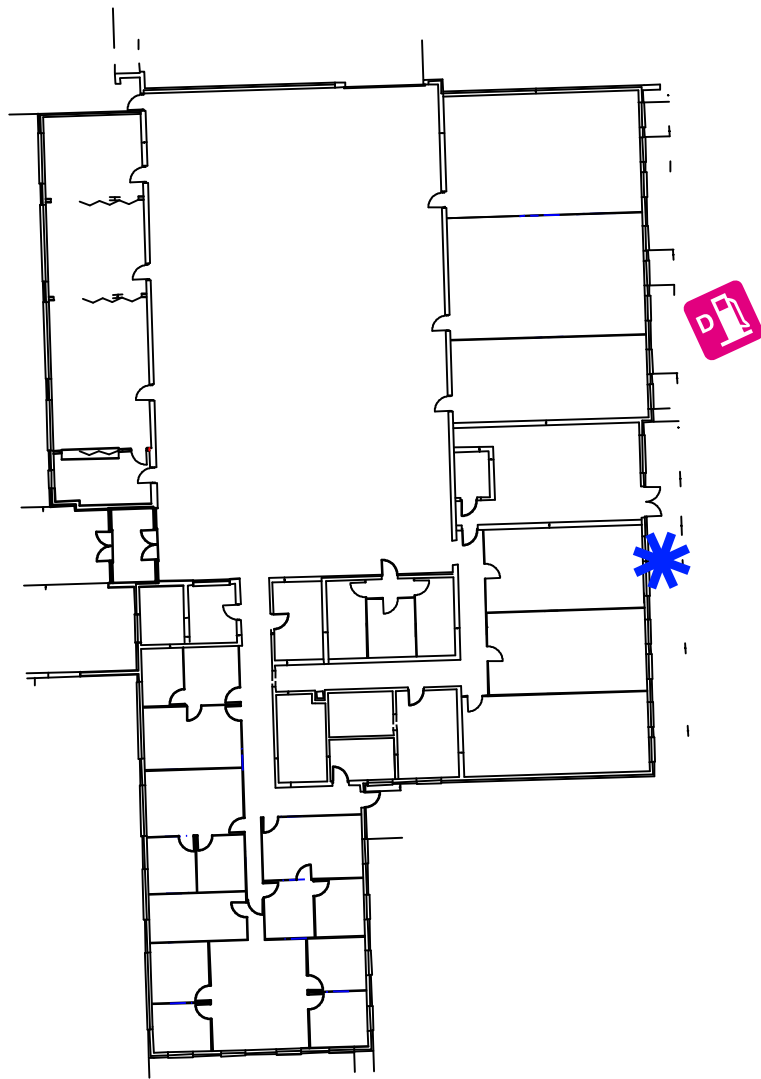
Date: 5/13/2019

Created By: McKinnon,
Alexandria Petrosch

**Rowan
University
&
Stockton
University**





**Figure CY4
Site Map with
Site Level Features
Cape May Armory & FMS
Outside**



Legend

Cape May Armory & FMS Outside

-  Gasoline or Diesel Dispensing Facility
-  Air Conditioning Condenser Unit

0 20 40 80 Feet

1 inch = 40 feet



Notes:

Floor plans georeferenced via headsup digitizing over 2015 aerial photography
Locations of air emissions, ODS, and FLBs georeferenced via floor plans



Scale: 1 inch = 40 feet

File: CY4

Date: 5/13/2019











Created By: Jon McKinnon,
Michael Hoffman,
Alexandria Petrosch

**Rowan
University
&
Stockton
University**

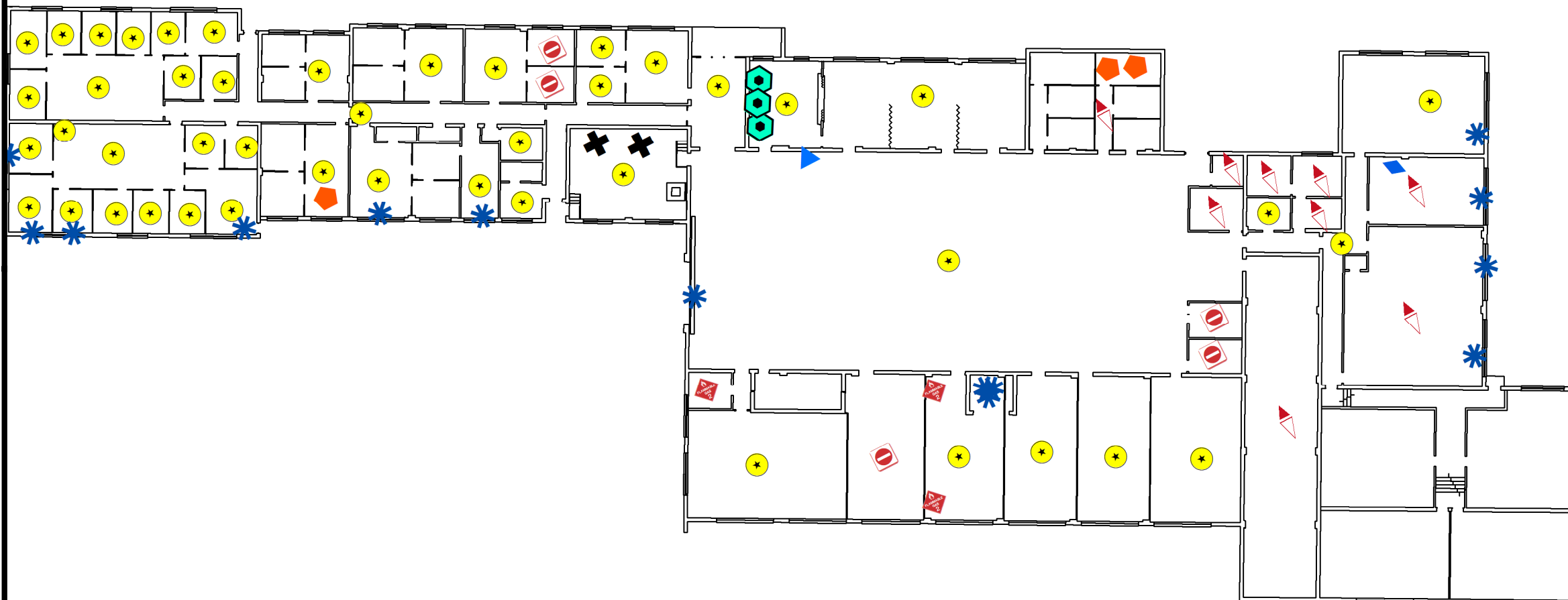
**Figure CL1
Site Map with
Site Level Features
Cherry Hill Armory
Floor 1**

Legend

Cherry Hill Armory 1st Floor

-  Air Conditioning Unit
-  Boiler
-  Dehumidifying Unit
-  Drinking Water Fountain
-  Flammable Cabinet
-  Ice Machine
-  Light Ballast
-  No Access
-  No FLBs
-  Refrigeration Unit

0 17.5 35 70 Feet
1 inch = 35 feet



Notes:

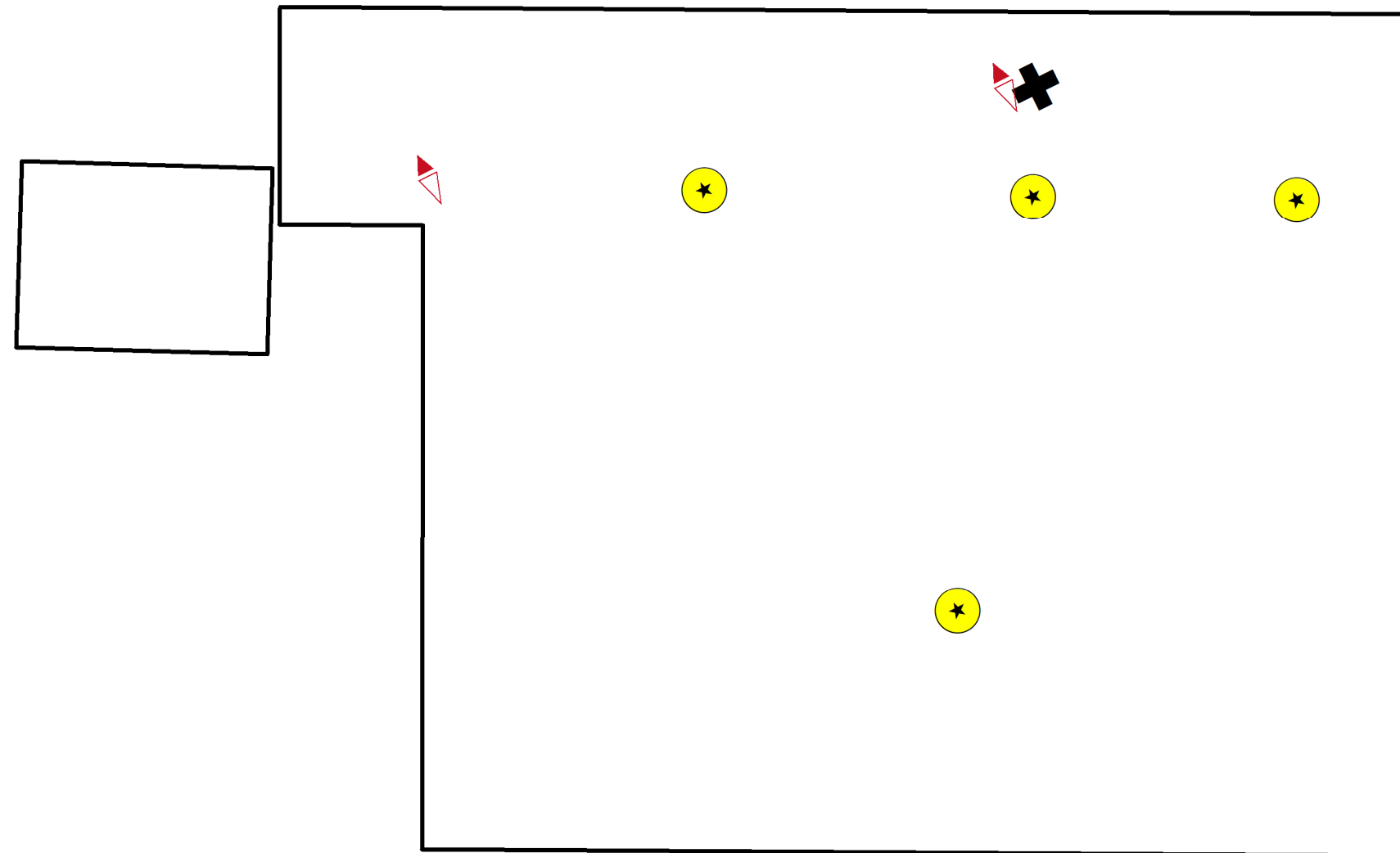
Floor plans georeferenced via headsup digitizing over 2015 aerial photography
Locations of air emissions, ODS, and FLBs georeferenced via floor plans



Scale: 1 inch = 35 feet
File: CL1
Date: 5/13/2019
Created By: McKinnon,
Tim Ivancich,
Alexandria Petrosch




**Rowan
University
&
Stockton
University**


**Figure CL2
Site Map with
Site Level Features
Cherry Hill FMS
Floor 1**



Legend

Cherry Hill FMS 1st Floor

-  Boiler
-  Light Ballast
-  No FLBs



1 inch = 10 feet



Notes:

Floor plans georeferenced via headsup digitizing over 2015 aerial photography
Locations of air emissions, ODS, and FLBs georeferenced via floor plans



Scale: 1 inch = 10 feet

File: CL2

Date: 5/13/2019

Created By: McKinnon,
Alexandria Petrosch

**Rowan
University
&
Stockton
University**

**Figure CLO
Site Map with
Site Level Features
Cherry Hill Armory
Outside**

Legend

Cherry Hill Armory Outside

- ▲ Above Ground Storage Tank
- ✱ Air Conditioning Unit



0 25 50 100 Feet

1 inch = 50 feet



Notes:

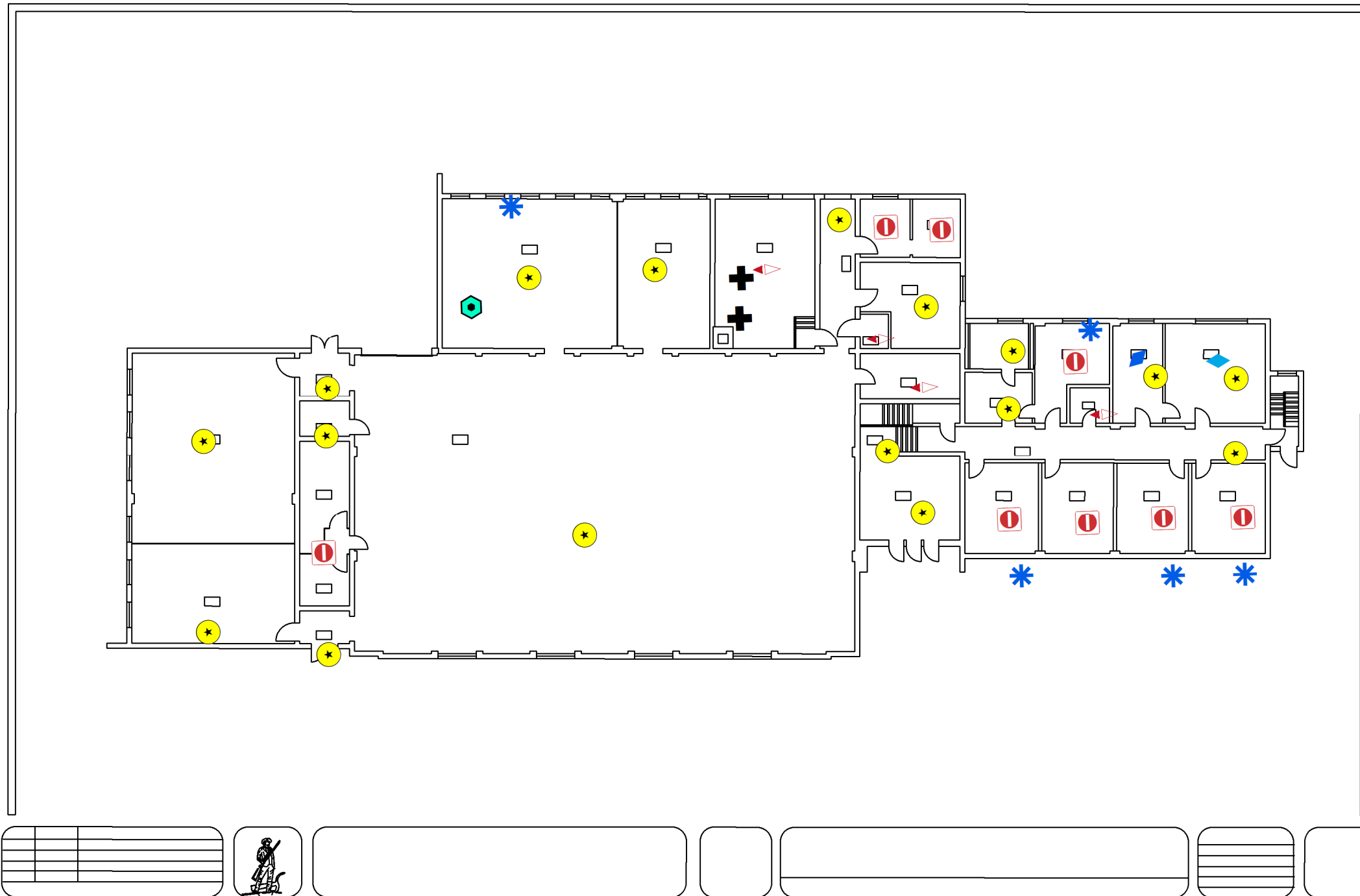
Floor plans georeferenced via headsup digitizing over 2015 aerial photography
Locations of air emissions, ODS, and FLBs georeferenced via floor plans



Scale: 1 inch = 50 feet
File: CLO
Date: 5/13/2019
Created By: Jon McKinnon,
Michael Hoffman,
Alexandria Petros









**Rowan
University
&
Stockton
University**

**Figure DR 1
Site Map with
Site Level Features
Dover Armory
Floor 1**



Legend

Dover Armory 1st Floor

-  Air Conditioning Unit
-  Boiler
-  Freezer Unit
-  Ice Machine
-  Light Ballast
-  No Access
-  No FLBs
-  Refrigeration Unit



1 inch = 25 feet

Notes:

Floor plans georeferenced via headsup digitizing over 2015 aerial photography
Locations of air emissions, ODS, and FLBs georeferenced via floor plans







Scale: 1 inch = 25 feet
File: DR1
Date: 5/13/2019
Created By: Rosalie Hood
Anne Timmreck
Raina Ryan
Alexandria Petrosch

**Rowan
University
&
Stockton
University**

**Figure DR2
Site Map with
Site Level Features
Dover Armory
Floor 2**

Legend

Dover Armory 2nd Floor

-  Air Conditioning Unit
-  Drinking Water Fountain
-  Light Ballast
-  No Access

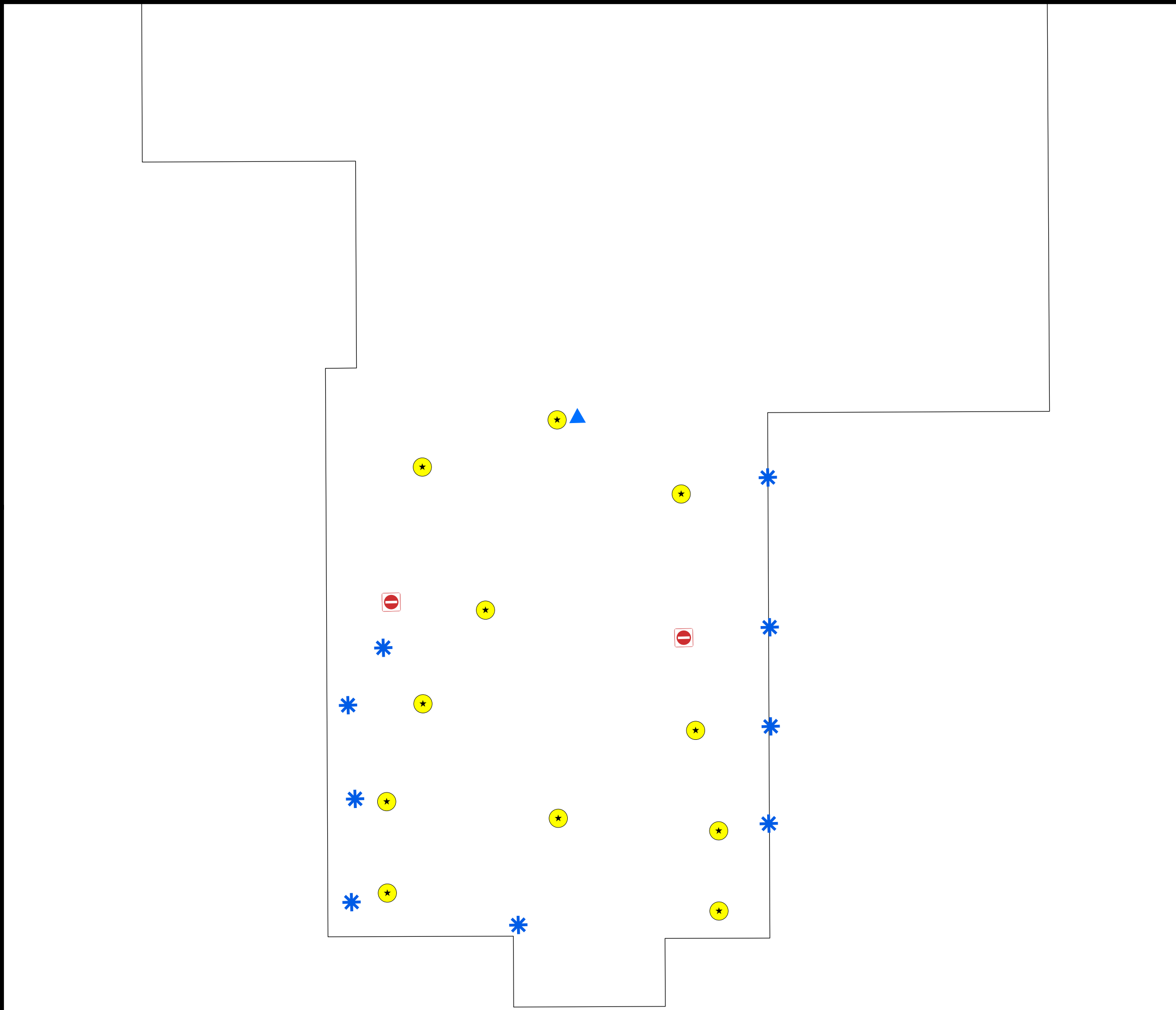
0 5 10 20 Feet

1 inch = 10 feet



Notes:

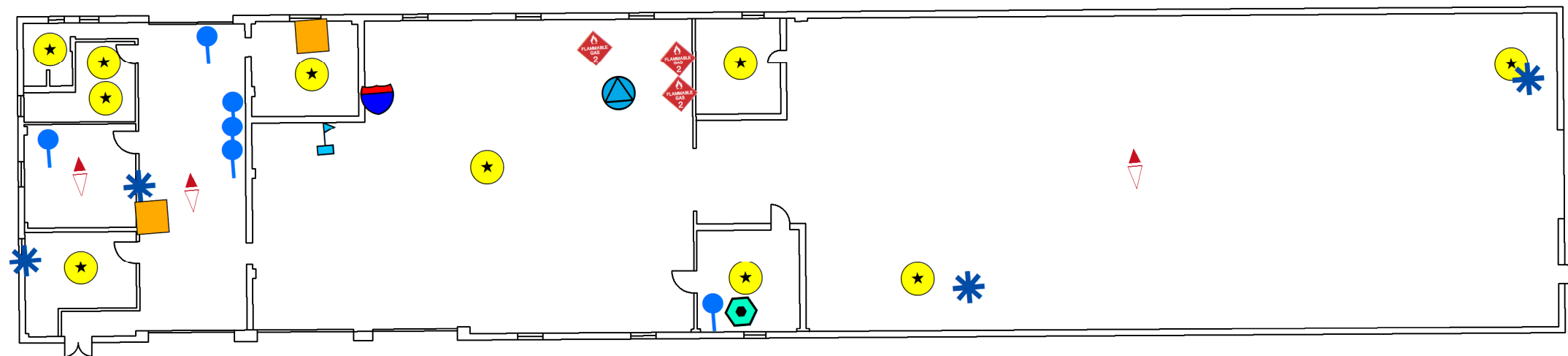
Floor plans georeferenced via headsup digitizing over 2015 aerial photography
Locations of air emissions, ODS, and FLBs georeferenced via floor plans



Scale: 1 inch = 10 feet
File: DR2
Date: 5/13/2019
Created By: Rosalie Hood,
Anne Timmreck,
Raina Ryan,
Alexandria Petrosch











**Rowan
University
&
Stockton
University**

**Figure DR3
Site Map with
Site Level Features
Dover Armory
FMS**



Legend

Dover FMS 1st Floor

-  Air Conditioning Unit
-  Flammable Cabinet
-  Forced Air Heater
-  Light Ballast
-  No FLBs
-  Parts Washer
-  Recharging Refrigerant System
-  Refrigeration Unit
-  Vehicle Recovery Air Conditioning Unit
-  Water Cooler

0 12.5 25 50 Feet

1 inch = 25 feet



Notes:

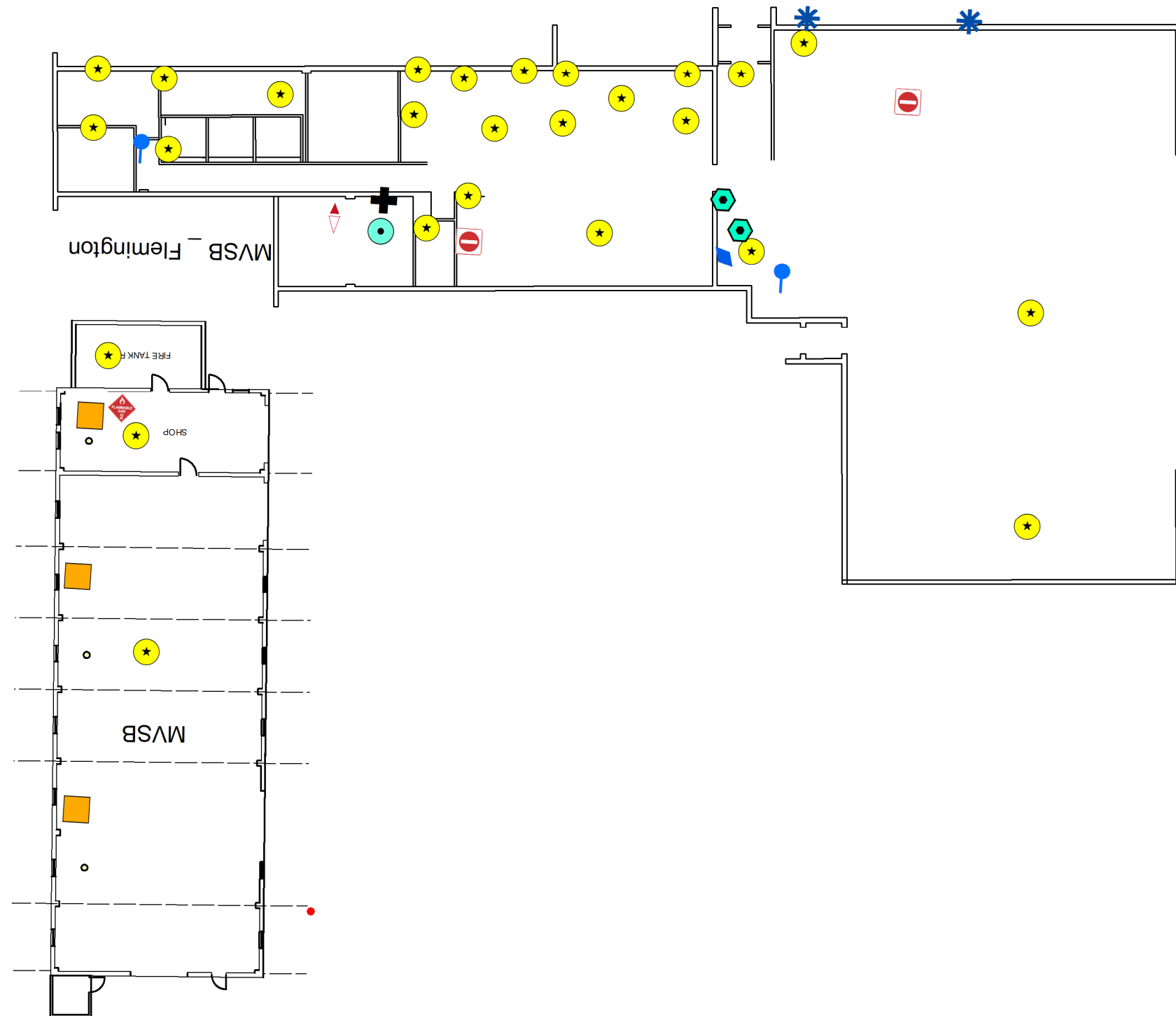
Floor plans georeferenced via headsup digitizing over 2015 aerial photography
Locations of air emissions, ODS, and FLBs georeferenced via floor plans



Scale: 1 inch = 25 feet
File: DR3
Date: 5/13/2019
Created By: Rosalie Hood,
Anne Timmreck,
Raina Ryan,
Alexandria Petrosch




**Rowan
University
&
Stockton
University**

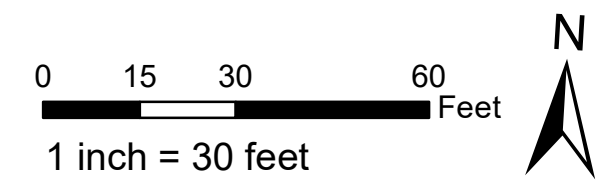
**Figure FL1
Site Map with
Site Level Features
Flemington Armory & MSVB
Floor 1**



Legend

Flemington Armory & MSVB 1st Floor

-  Air Conditioning Unit
-  Boiler
-  Flammable Cabinet
-  Forced Air Heater
-  Hot Water Heater
-  Ice Machine
-  Light Ballast
-  No Access
-  No FLBs
-  Refrigeration Unit
-  Water Cooler



Notes:

Floor plans georeferenced via headsup digitizing over 2015 aerial photography
Locations of air emissions, ODS, and FLBs georeferenced via floor plans






Scale: 1 inch = 30 feet
File: FL1
Date: 5/13/2019
Created By: Rosalie Hood
Anne Timmreck,
Raina Ryan,
Alexandria Petrosch

**Rowan
University
&
Stockton
University**

**Figure FX1
Site Map with
Site Level Features
Fort Dix Building 3601
Floor 1**

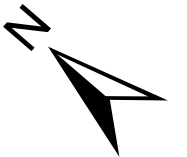
Legend

Fort Dix Building 3601 1st Floor

-  Light Ballast
-  No Access
-  No FLBs

0 30 60 120 Feet

1 inch = 60 feet



Notes:

Floor plans georeferenced via headsup digitizing over 2015 aerial photography
Locations of air emissions, ODS, and FLBs georeferenced via floor plans



Scale: 1 inch = 60 feet

File: FX1

Date: 5/13/2019

Created By: Rosalie Hood,
Michael Hoffman,
Alexandria Petrosch

**Rowan
University
&
Stockton
University**

COMPOSITE BUILDING FLOOR PLAN (T3BL)

EXISTING (T3BL) FACILITY

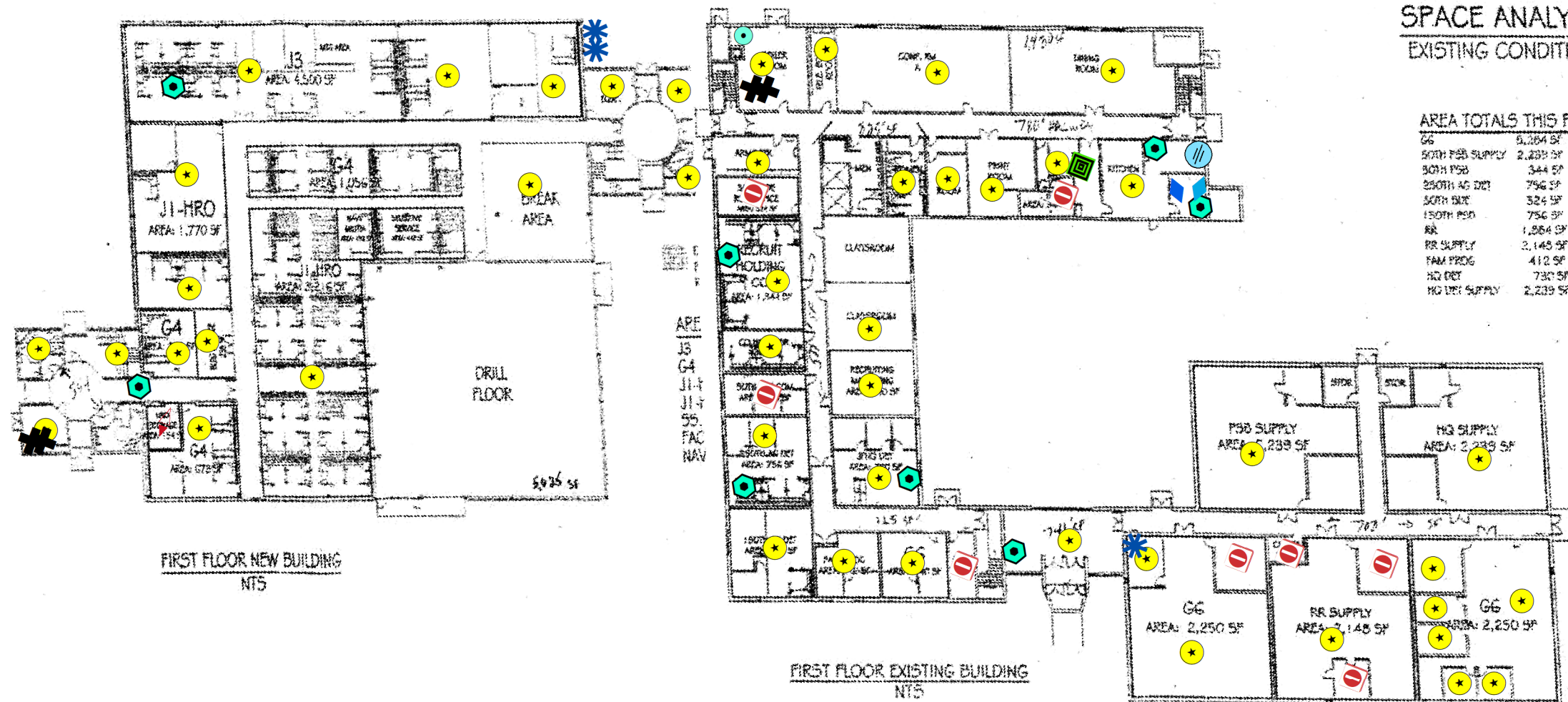
PHASE (1) BUILDING

PHASE (2) BUILDING

**Figure FX2
Site Map with
Site Level Features
Fort Dix Building 3650 a&b
Floor 1**

SPACE ANALYSIS
EXISTING CONDITIONS

SPACE ANALYSIS
EXISTING CONDITIONS



AREA TOTALS THIS PAGE

GG	5,250 SF
50TH P50 SUPPLY	2,239 SF
30TH P50	344 SF
250TH AG DET	796 SF
50TH BMT	324 SF
150TH P50	754 SF
RR	1,554 SF
RR SUPPLY	2,143 SF
FAM PROG	412 SF
HQ DET	730 SF
HQ DET SUPPLY	2,239 SF

Legend

Fort Dix Building 3650 1st Floor a&b

- Air Conditioning Unit
- Boiler
- Chilled Serving Counter
- Dehumidifying Unit
- Fire Supression System
- Freezer Unit
- Hot Water Heater
- Ice Machine
- Light Ballast
- No Access
- No FLBs
- Refrigeration Unit
- Water Cooler

0 22.5 45 90
Feet

1 inch = 45 feet



Notes:

Floor plans georeferenced via headsup digitizing over 2015 aerial photography
Locations of air emissions, ODS, and FLBs georeferenced via floor plans

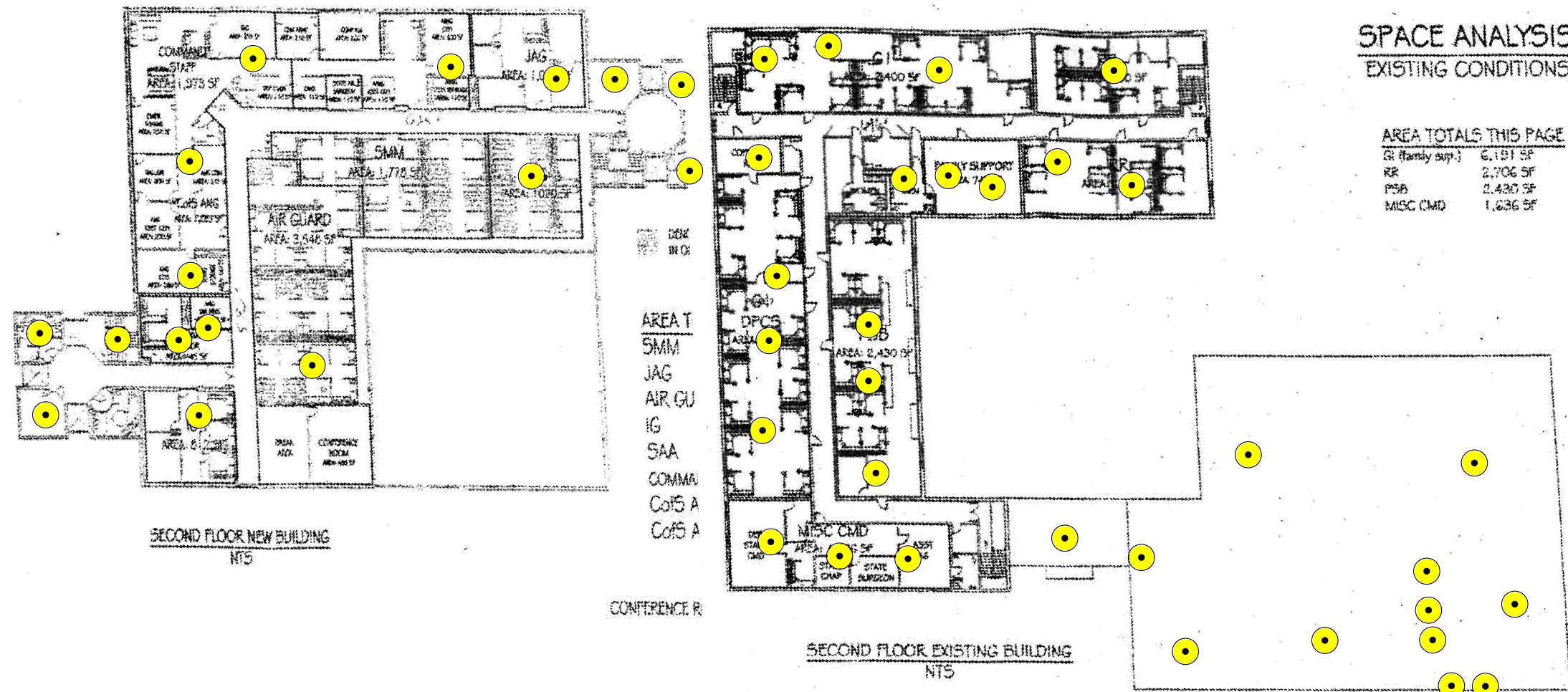


Scale: 1 inch = 45 feet
File: FX2
Date: 5/14/2019
Created By: Rosalie Hood,
Michael Hoffman,
Alexandria Petrosch

**Rowan
University
&
Stockton
University**

**Figure FX3
Site Map with
Site Level Features
Fort Dix 3650
Floor 2 a&b**

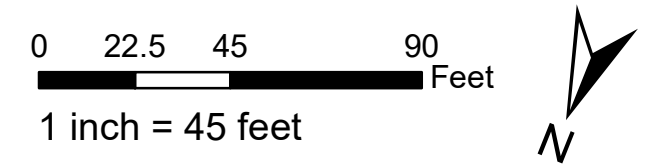
**SPACE ANALYSIS
EXISTING CONDITIONS**



Legend

Fort Dix Building 3650 2nd Floor a&b

- Light Ballast



Notes:

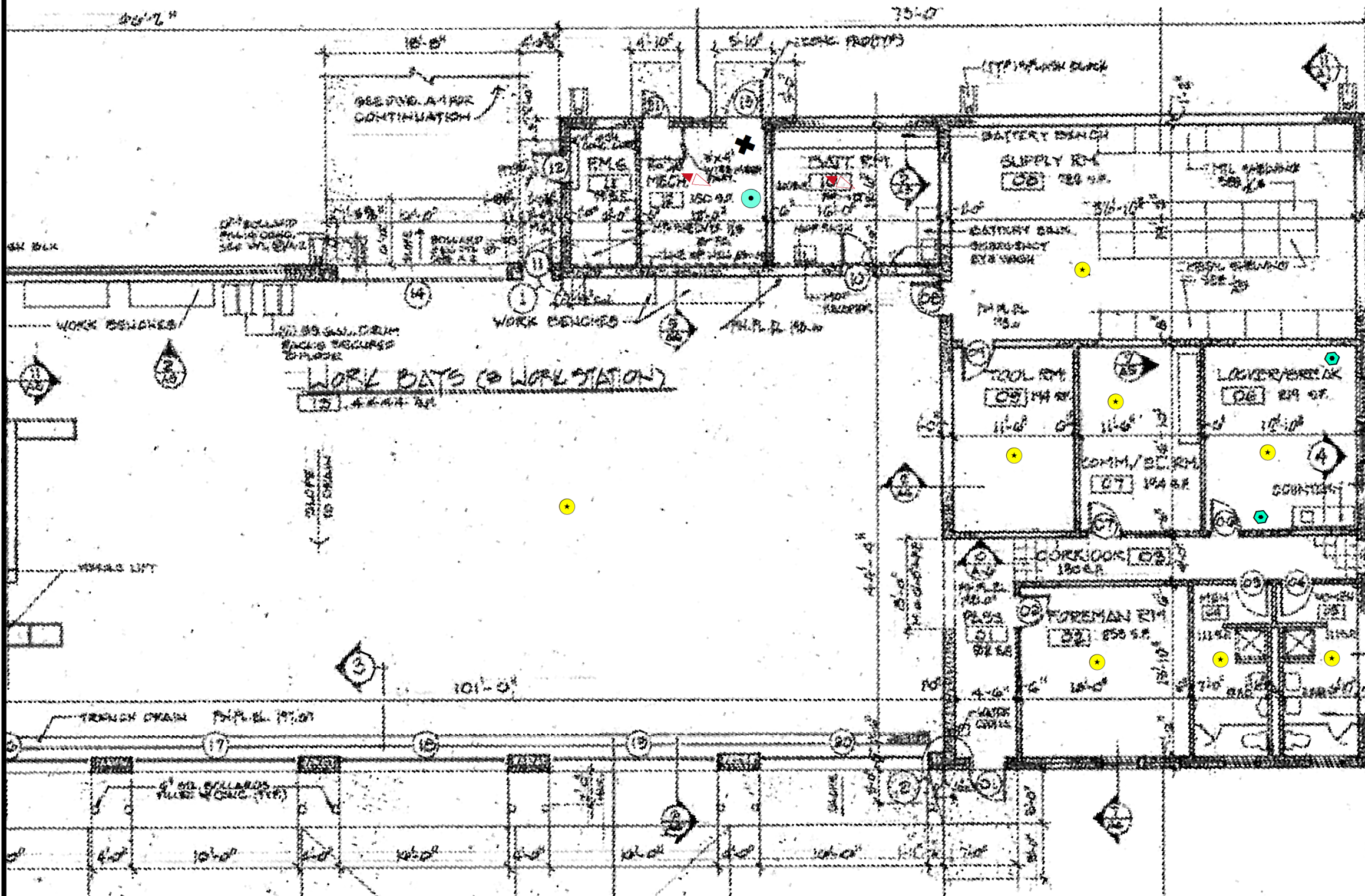
Floor plans georeferenced via headsup digitizing over 2015 aerial photography
Locations of air emissions, ODS, and FLBs georeferenced via floor plans



Scale: 1 inch = 45 feet
File: FX3
Date: 5/14/2019
Created By: Rosalie Hood,
Michael Hoffman,
Alexandria Petrosch








Rowan
University
&
Stockton
University

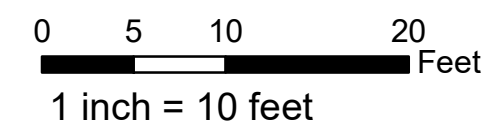
**Figure FX4
Site Map with
Site Level Features
Fort Dix 3651
Floor 1**



Legend

Fort Dix Building 3651 1st Floor

-  Air Conditioning Unit (0)
-  Boiler (1)
-  Hot Water Heater (1)
-  Light Ballast (8)
-  Refrigeration Unit (2)
-  No FLBs (2)
-  Water Cooler (0)



Notes:

Floor plans georeferenced via heads up digitizing over 2015 aerial photography
Locations of air emissions, ODS, and FLBs georeferenced via floor plans














Scale: 1 inch = 10 feet
File: FX4
Date: 5/14/2019
Created By: Rosalie Hood,
Michael Hoffman,
Alexandria Petrosch


**Rowan
University
&
Stockton
University**

**Figure FD1
Site Map with
Site Level Features
Freehold Armory
Floor 1**

Legend

Freehold Armory 1st Flor

-  Air Conditioning Unit
-  Boxed Up Air Conditioning Unit
-  Drinking Water Fountain
-  Flammable Cabinet
-  Ice Machine
-  Light Ballast
-  No Access
-  No FLBs
-  Parts Washer
-  Refrigeration Unit
-  Split Unit (Air Conditioner/Heater)

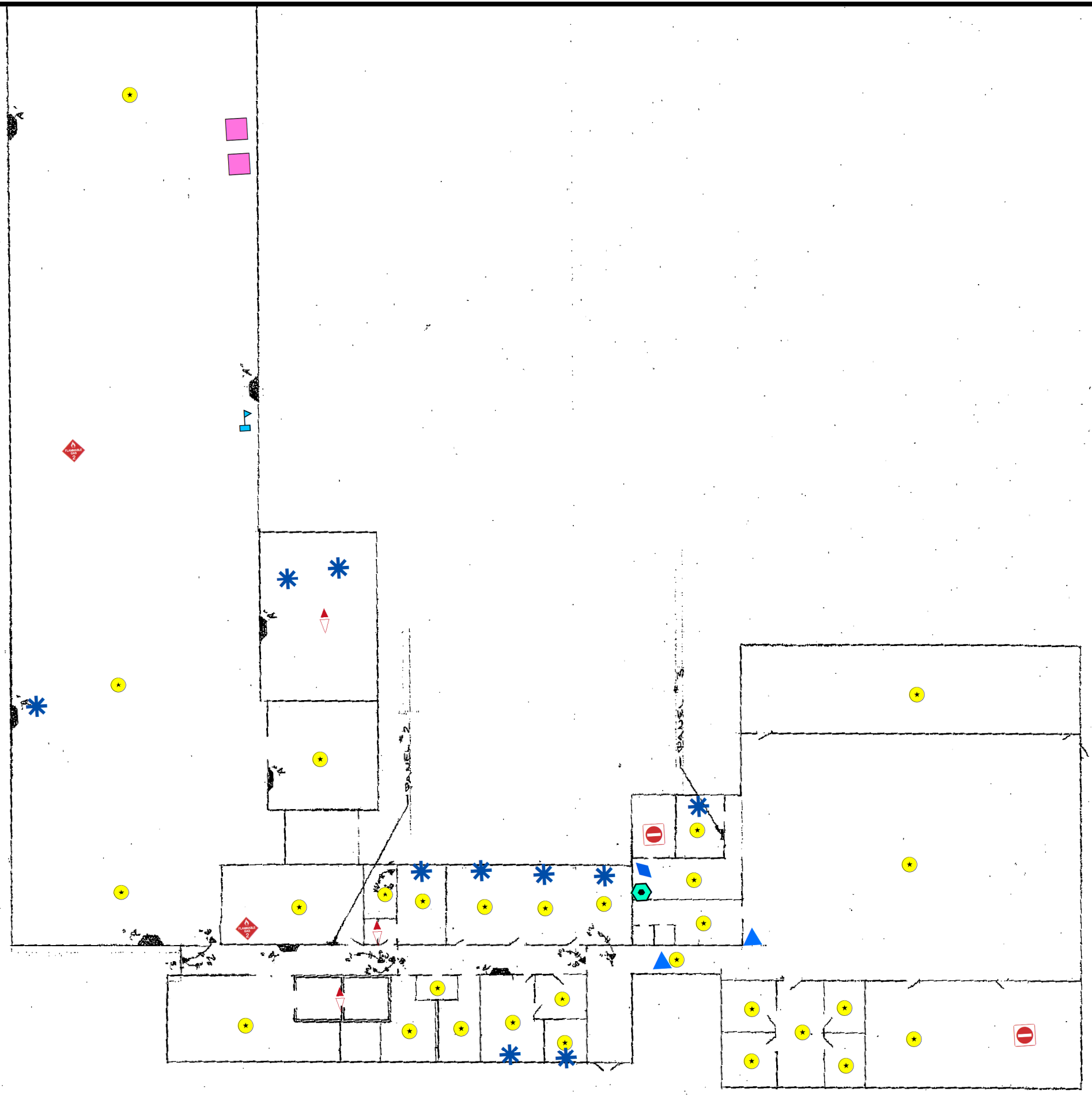


1 inch = 30 feet



Notes:

Floor plans georeferenced via headsup digitizing over 2015 aerial photography
Locations of air emissions, ODS, and FLBs georeferenced via floor plans



Scale: 1 inch = 30 feet
File: FD1
Date: 5/14/2019
Created By: Jon McKinnon,
Michael Hoffman,
Alexandria Petros

Rowan
University
&
Stockton
University

**Figure FD2
Site Map with
Site Level Features
Freehold Armory
Outside**

Legend

Freehold Armory Outside

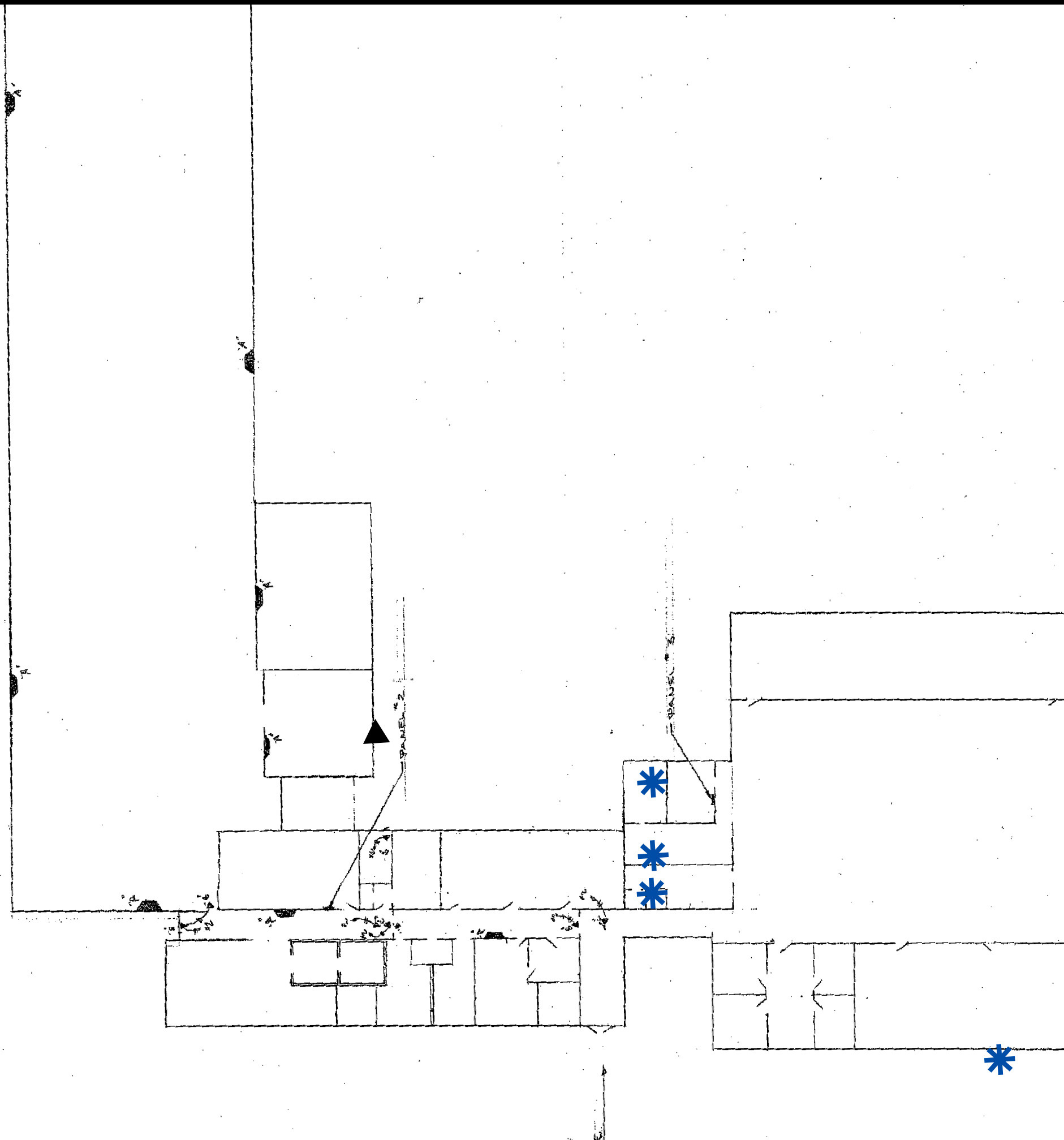
- ▲ Above Ground Storage Tank
- ✱ Air Conditioning Unit

0 15 30 60 Feet
1 inch = 30 feet



Notes:

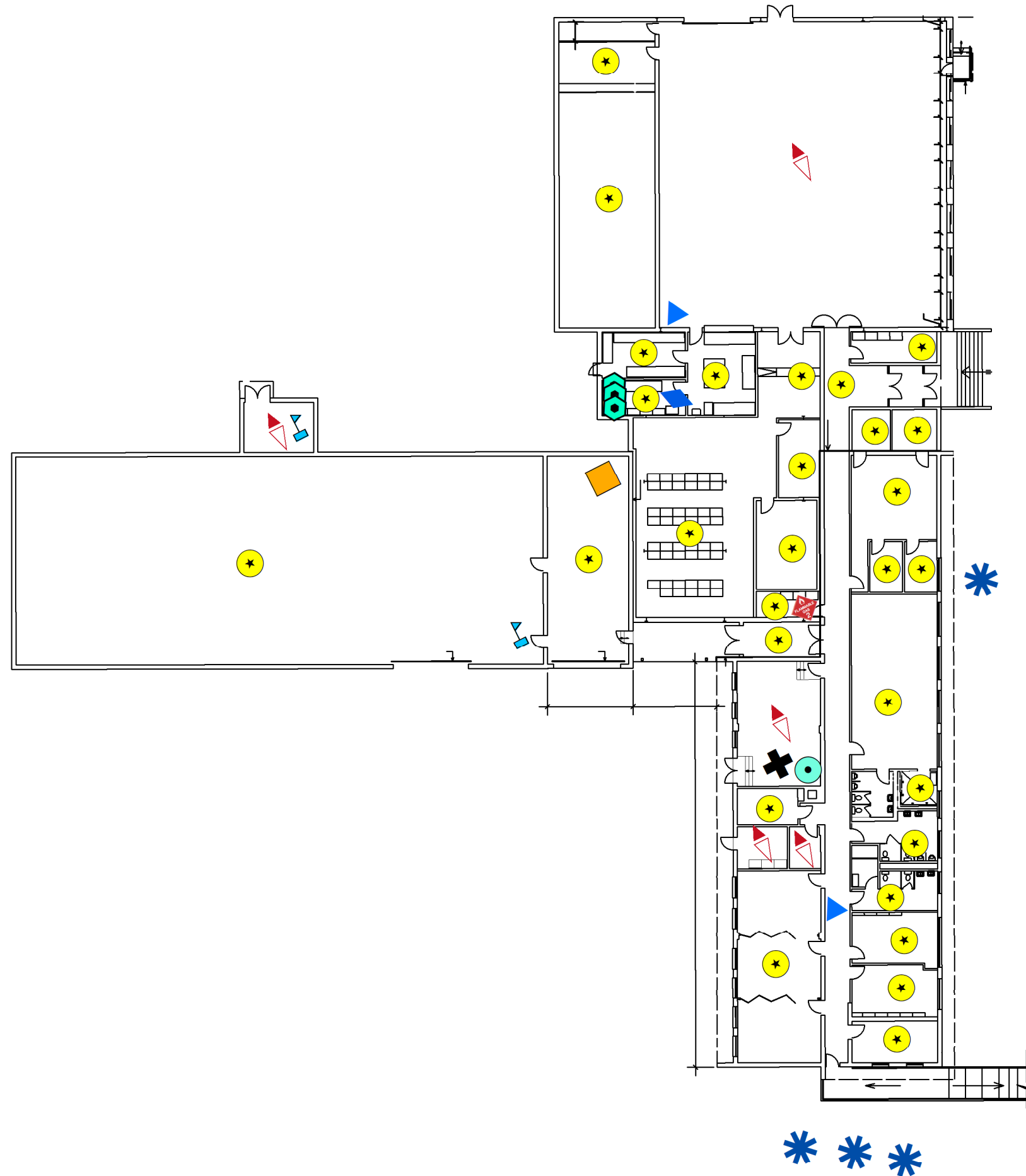
Floor plans georeferenced via headsup digitizing over 2015 aerial photography
Locations of air emissions, ODS, and FLBs georeferenced via floor plans



Scale: 1 inch = 30 feet
File: FD2
Date: 5/14/2019
Created By: Jon McKinnon,
Michael Hoffman,
Alexandria Petros












Rowan
University
&
Stockton
University

**Figure HN1
Site Map with
Site Level Features
Hackettown Armory & MSVB
Floor 1**



Legend

Hackettstown Armory & MSVB 1st Floor

-  Air Conditioning Unit
-  Boiler
-  Drinking Water Fountain
-  Flammable Cabinet
-  Forced Air Heater
-  Hot Water Heater
-  Ice Machine
-  Light Ballast
-  No FLBs
-  Parts Washer
-  Refrigeration Unit

0 15 30 60 Feet

1 inch = 30 feet



Notes:

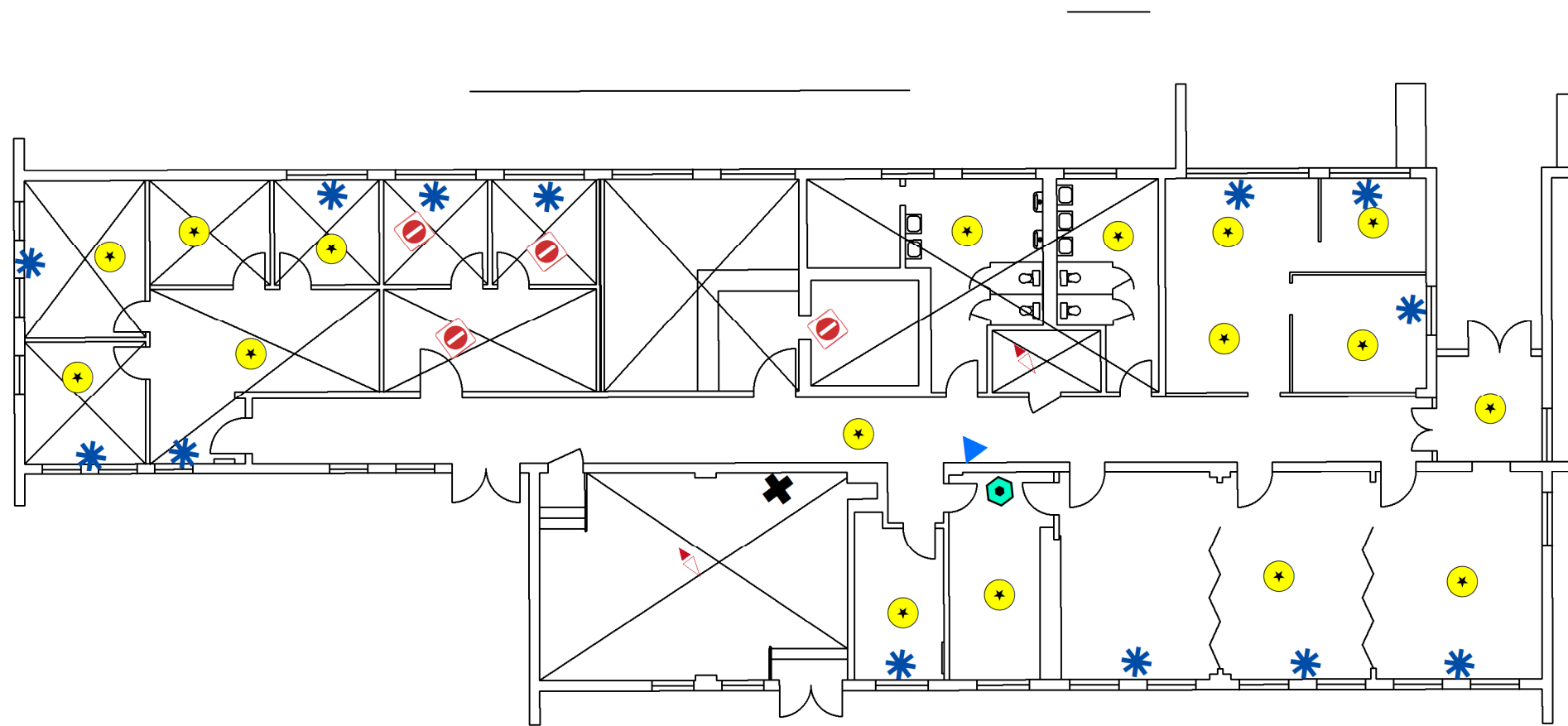
Floor plans georeferenced via headsup digitizing over 2015 aerial photography
Locations of air emissions, ODS, and FLBs georeferenced via floor plans



Scale: 1 inch = 30 feet
File: HN1
Date: 5/14/2019
Create By: Rosalie Hood,
Anne Timmreck,
Raina Ryan,
Alexandria Petrosch








Rowan
University
&
Stockton
University

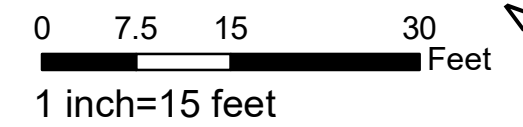
**Figure HN1
Site Map with
Site Level Features
Hammonton Armory
Floor 1**



Legend

Hammonton Armory 1st Floor

-  Air Conditioning Unit
-  Boiler
-  Drinking Water Fountain
-  Light Ballast
-  No Access
-  No FLBs
-  Refrigeration Unit



Notes:

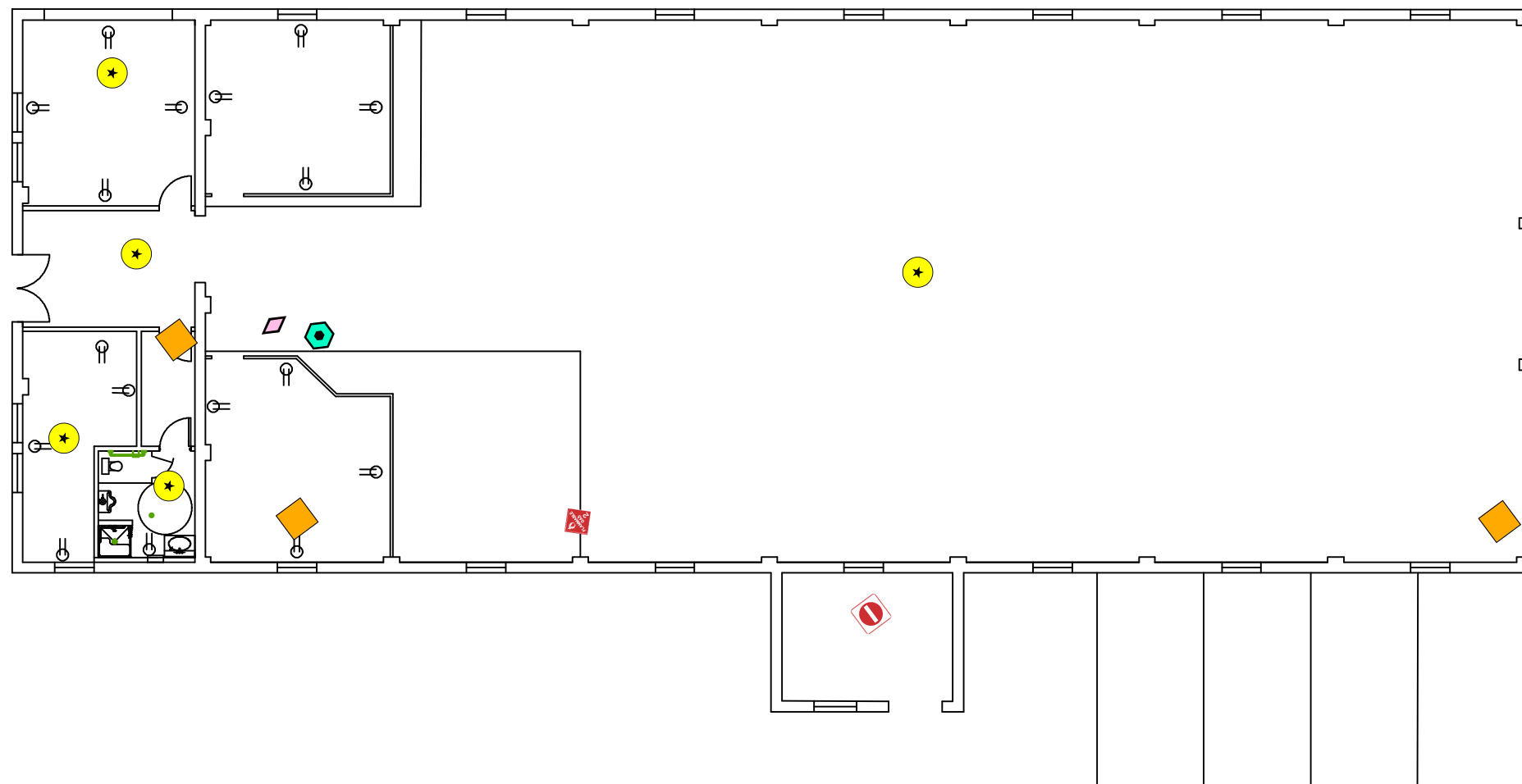
Floor plans georeferenced via headsup digitizing over 2015 aerial photography
Locations of air emissions, ODS, and FLBs georeferenced via floor plans



Scale: 1 inch = 15 feet
File: HA1
Date: 5/14/2019
Created By: Jon McKinnon,
Michael Hoffman,
Alexandria Petrosch







**Rowan
University
&
Stockton
University**

**Figure HA2
Site Map with
Site Level Features
Hammonton MSVB
Floor 1**



Legend

Hammonton MSVB 1st Floor

-  Flammable Cabinet
-  Forced Air Heater
-  Light Ballast
-  No Access
-  Refrigeration Unit
-  Soda Machine

0 7.5 15 30 Feet

1 inch = 15 feet



Notes:

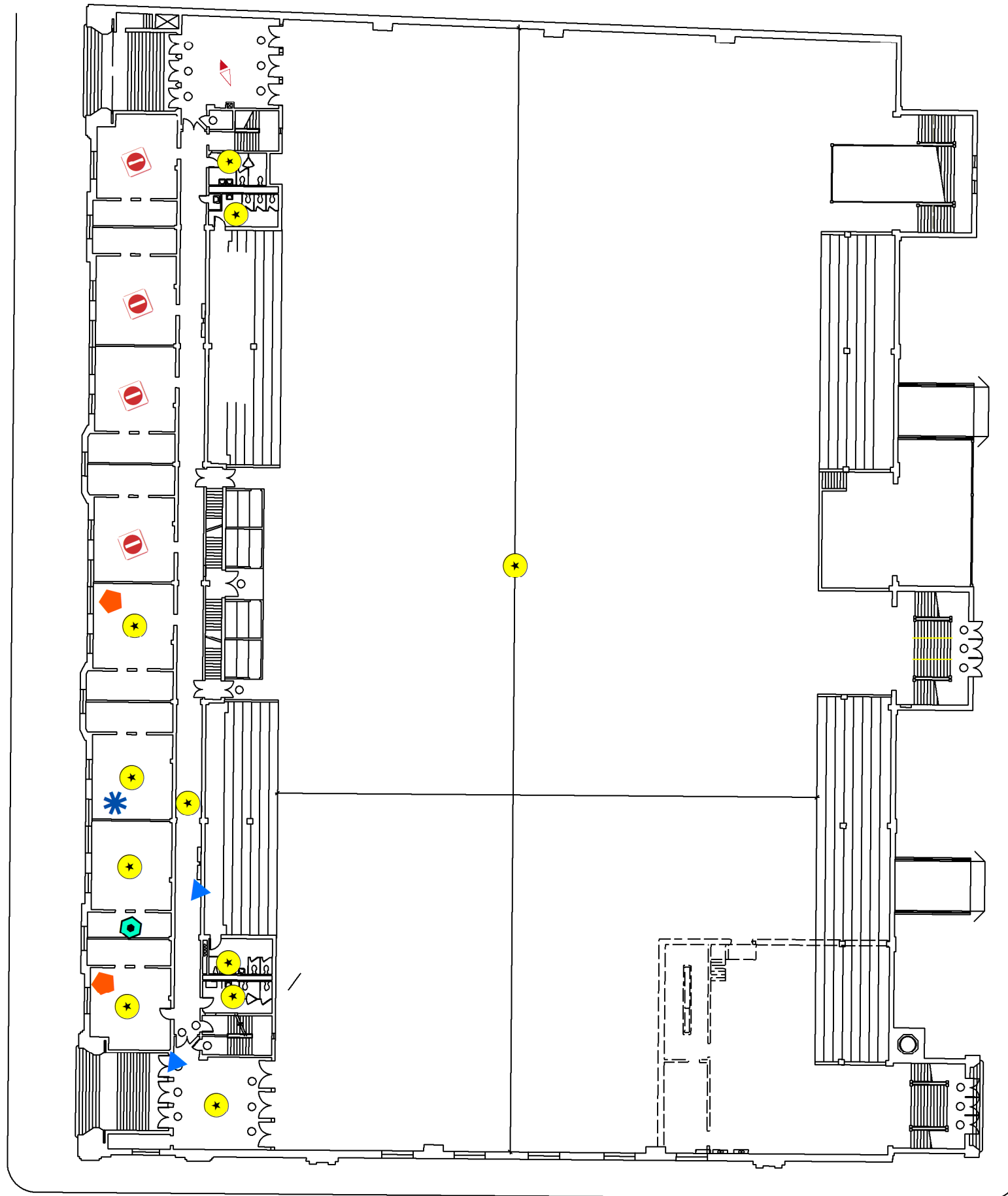
Floor plans georeferenced via headsup digitizing over 2015 aerial photography
Locations of air emissions, ODS, and FLBs georeferenced via floor plans



Scale: 1 inch = 15 feet
File: HA2
Date: 5/14/2019
Created By: Jon McKinnon,
Tim Ivancich,
Alexandria Petrosch








**Rowan
University
&
Stockton
University**

**Figure JC 1
Site Map with
Site Level Features
Jersey City Armory
Floor 1**



Legend

Jersey City Armory 1st Floor

-  Air Conditioning Unit
-  Dehumidifying Unit
-  Drinking Water Fountain
-  No Access
-  Light Ballast
-  Refrigeration Unit
-  No FLBs

0 17.5 35 70 Feet

1 inch = 35 feet



Notes:

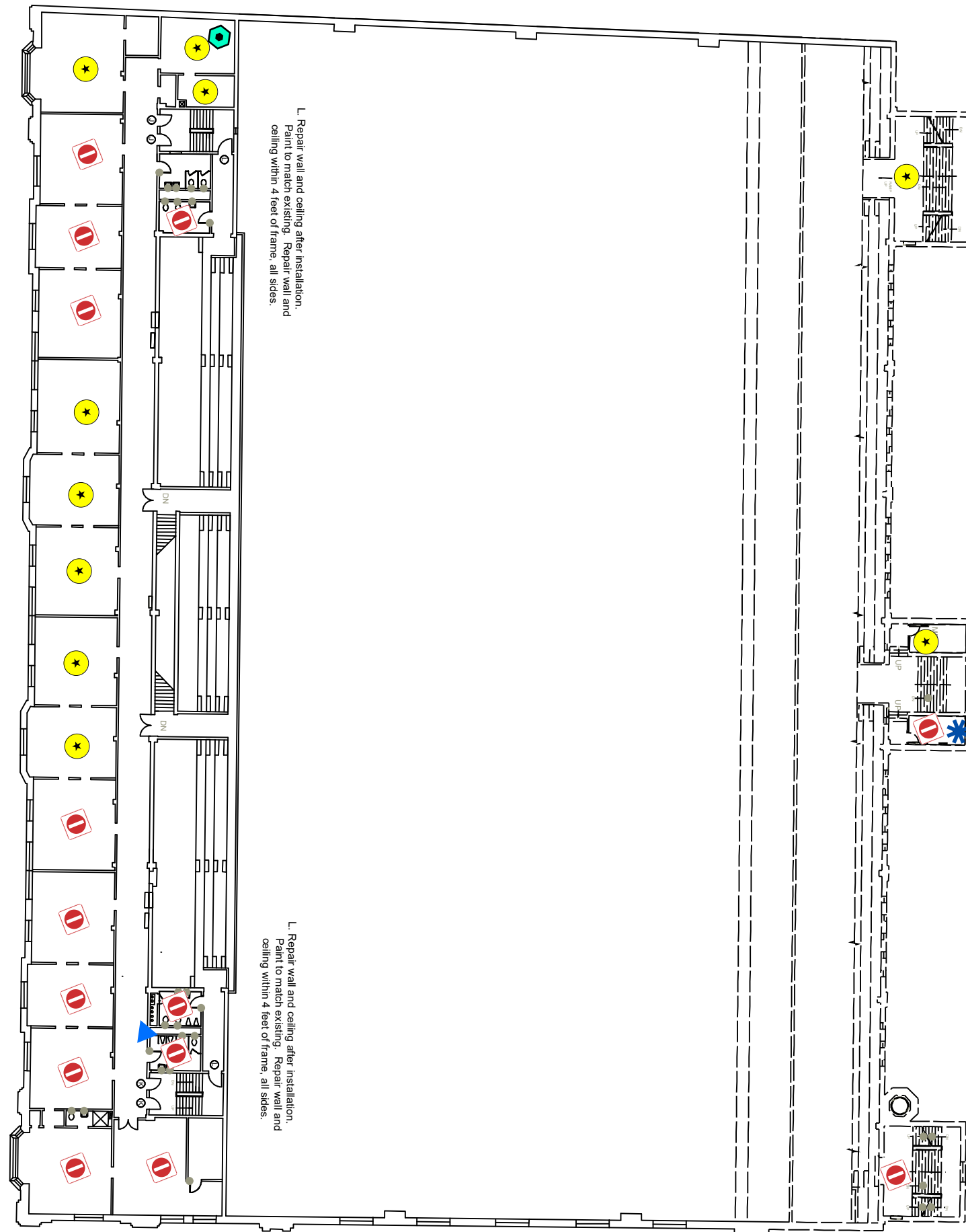
Floor plans georeferenced via headsup digitizing over 2015 aerial photography
Locations of air emissions, ODS, and FLBs georeferenced via floor plans



Scale: 1 inch = 35 feet
File: JC1
Date: 5/20/2019
Create By: Rosalie Hood,
Tim Ivancich,
Alexandria Petrosch






**Rowan
University
&
Stockton
University**

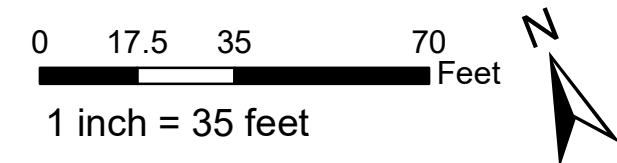
**Figure JC 2
Site Map with
Site Level Features
Jersey City Armory
Floor 2**



Legend

Jersey City Armory 2nd Floor

-  Air Conditioning Unit
-  Drinking Water Fountain
-  Light Ballast
-  No Access
-  Refrigeration Unit



Notes:

Floor plans georeferenced via headsup digitizing over 2015 aerial photography
Locations of air emissions, ODS, and FLBs georeferenced via floor plans








Scale: 1 inch = 35 feet
File: JC2
Date: 5/20/2019
Created By: Rosalie Hood,
Tim Ivancich,
Alexandria Petrosch

**Rowan
University
&
Stockton
University**

**Figure JC 3
Site Map with
Site Level Features
Jersey City Armory
Floor 3**

Legend

Jersey City Armory 3rd Floor

-  Air Conditioning Unit
-  Drinking Water Fountain
-  Light Ballast
-  No FLBs
-  No Access

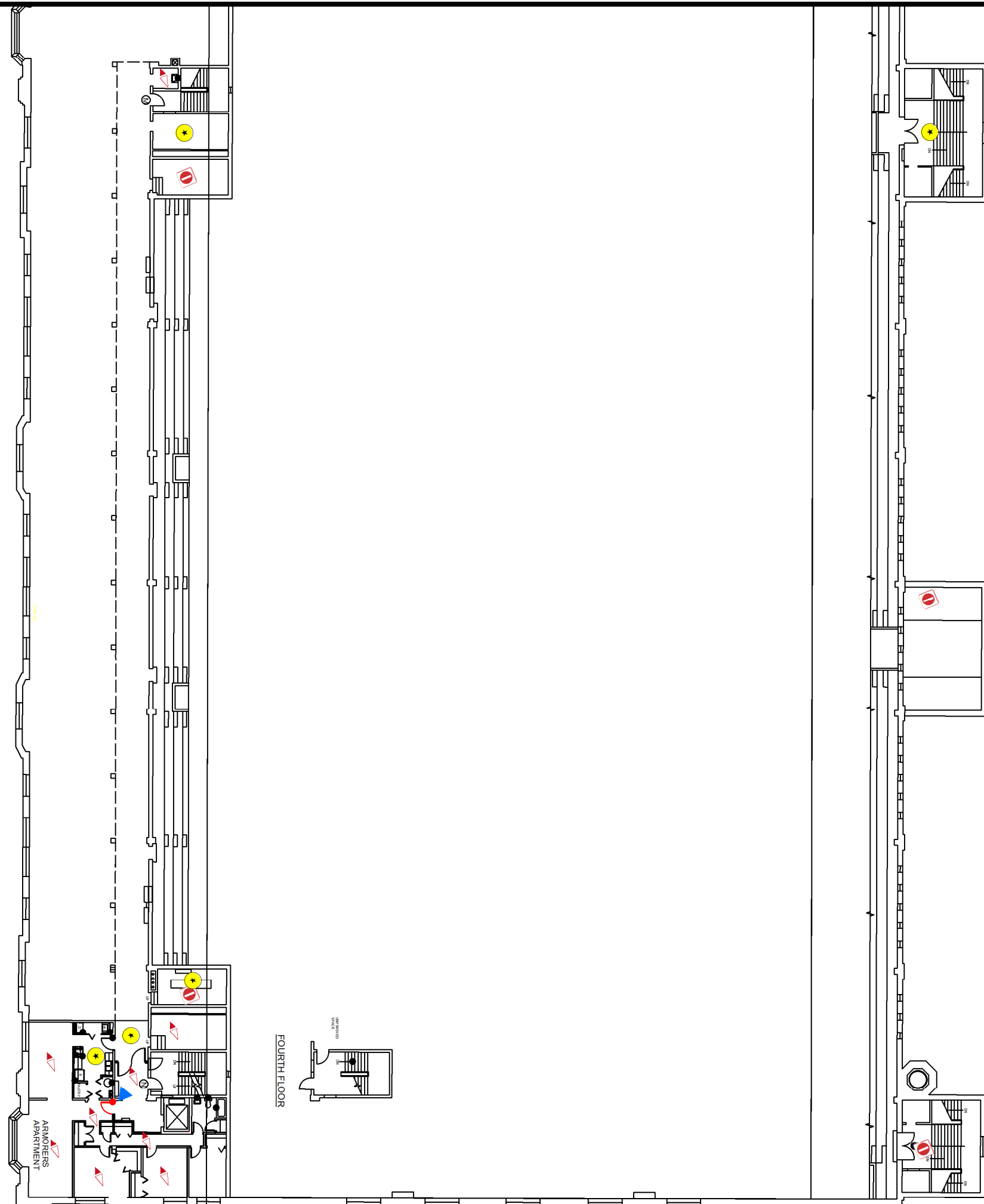
0 15 30 60 Feet

1 inch = 30 feet



Notes:

Floor plans georeferenced via headsup digitizing over 2015 aerial photography
Locations of air emissions, ODS, and FLBs georeferenced via floor plans



Scale: 1 inch = 30 feet
File: JC3
Date: 5/20/2019
Created By: Rosalie Hood,
Tim Ivancich,
Alexandria Petrosch

Rowan
University
&
Stockton
University

**Figure JC4
Site Map with
Site Level Features
Jersey City Armory
Basement**



Legend

Jersey City Armory Basement

- <all other values>
- ★ Air Conditioning Unit
- ✚ Boiler
- Chilled Serving Counter
- ◆ Flammable Cabinet
- Hot Water Heater
- ▲ Ice Machine
- ★ Light Ballast
- ⊘ No Access
- ▲ No FLBs
- ⬡ Refrigeration Unit

0 17.5 35 70 Feet

1 inch = 35 feet



Notes:

Floor plans georeferenced via heads up digitizing over 2015 aerial photography
Locations of air emissions, ODS, and FLBs georeferenced via floor plans



Scale: 1 inch = 35 feet

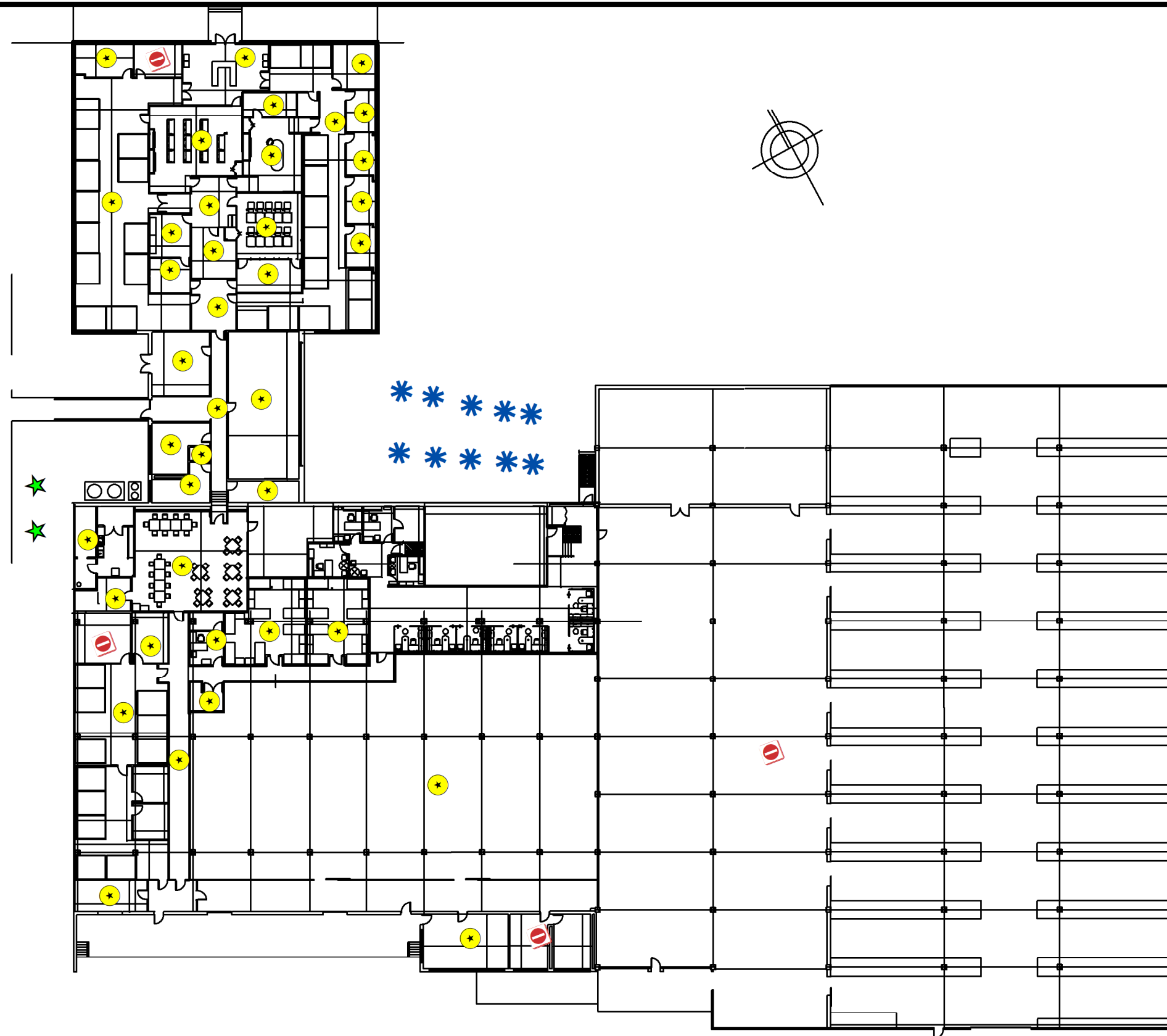
File: JC4

Date: 5/20/2019

Created By: Rosalie Hood,
Tim Ivancich,
Alexandria Petrosch









**Rowan
University
&
Stockton
University**

**Figure LE1
Site Map with
Site Level Features
Lawrenceville Armory
HSCOE**



Legend

Lawrencerville HSCOE 1st Floor

-  Air Conditioning Unit
-  Dehumidifying Unit
-  Drinking Water Fountain
-  Emergency Generator
-  Light Ballast
-  No Access
-  No FLBs
-  Refrigeration Unit

0 20 40 80 Feet

1 inch = 40 feet



Notes:

Floor plans georeferenced via headsup digitizing over 2015 aerial photography
Locations of air emissions, ODS, and FLBs georeferenced via floor plans




Scale: 1 inch = 40 feet

File: LE1

Date: 5/20/2019

Created By: Rosalie Hood,
Anne Timmreck,
Raina Ryan,
Alexandria Petrosch

**Rowan
University
&
Stockton
University**



**Figure LE2
Site Map with
Site Level Features
Lawrenceville Armory
Floor 1**



Legend

Lawrenceville Armory 1st Floor

- Air Conditioning Unit
- Boiler
- Chilled Serving Counter
- Drinking Water Fountain
- Forced Air Heater
- Freezer Unit
- Ice Machine
- Kegerator
- Light Ballast
- No Access
- No FLBs
- Refrigeration Unit
- Split Unit (Air Conditioner/Heater)

0 25 50 100 Feet

1 inch = 50 feet



Notes:

Floor plans georeferenced via headsup digitizing over 2015 aerial photography
Locations of air emissions, ODS, and FLBs georeferenced via floor plans



Scale: 1 inch = 50 feet
File: LE2
Date: 5/20/2019
Created By: Rosalie Hood,
Anne Timmreck,
Raina Ryan,
Alexandria Petrosch





**Rowan
University
&
Stockton
University**

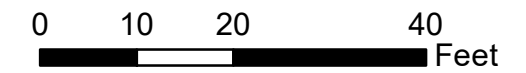
**Figure LE3
Site Map with
Site Level Features
Lawrenceville Armory
Floor 2**



Legend

Lawrenceville Armory 2nd Floor

-  Air Conditioning Unit
-  Light Ballast
-  No Access
-  No FLBs



1 inch = 20 feet



Notes:

Floor plans georeferenced via headsup digitizing over 2015 aerial photography
Locations of air emissions, ODS, and FLBs georeferenced via floor plans



Scale: 1 inch = 20 feet
File: LE3
Date: 5/20/2019
Created By: Rosalie Hood,
Anne Timmreck,
Raina Ryan,
Alexandria Petrosch

**Rowan
University
&
Stockton
University**

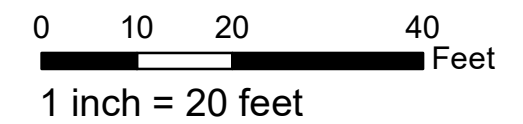
**Figure LE4
Site Map with
Site Level Features
Lawrenceville DMAVA
Basement**



Legend

Lawrenceville DMAVA Basement

- Air Conditioning Unit
- Chilled Serving Counter
- Dehumidifying Unit
- Drinking Water Fountain
- Ice Machine
- Light Ballast
- No Access
- No FLBs
- Refrigeration Unit
- Soda Machine



Notes:

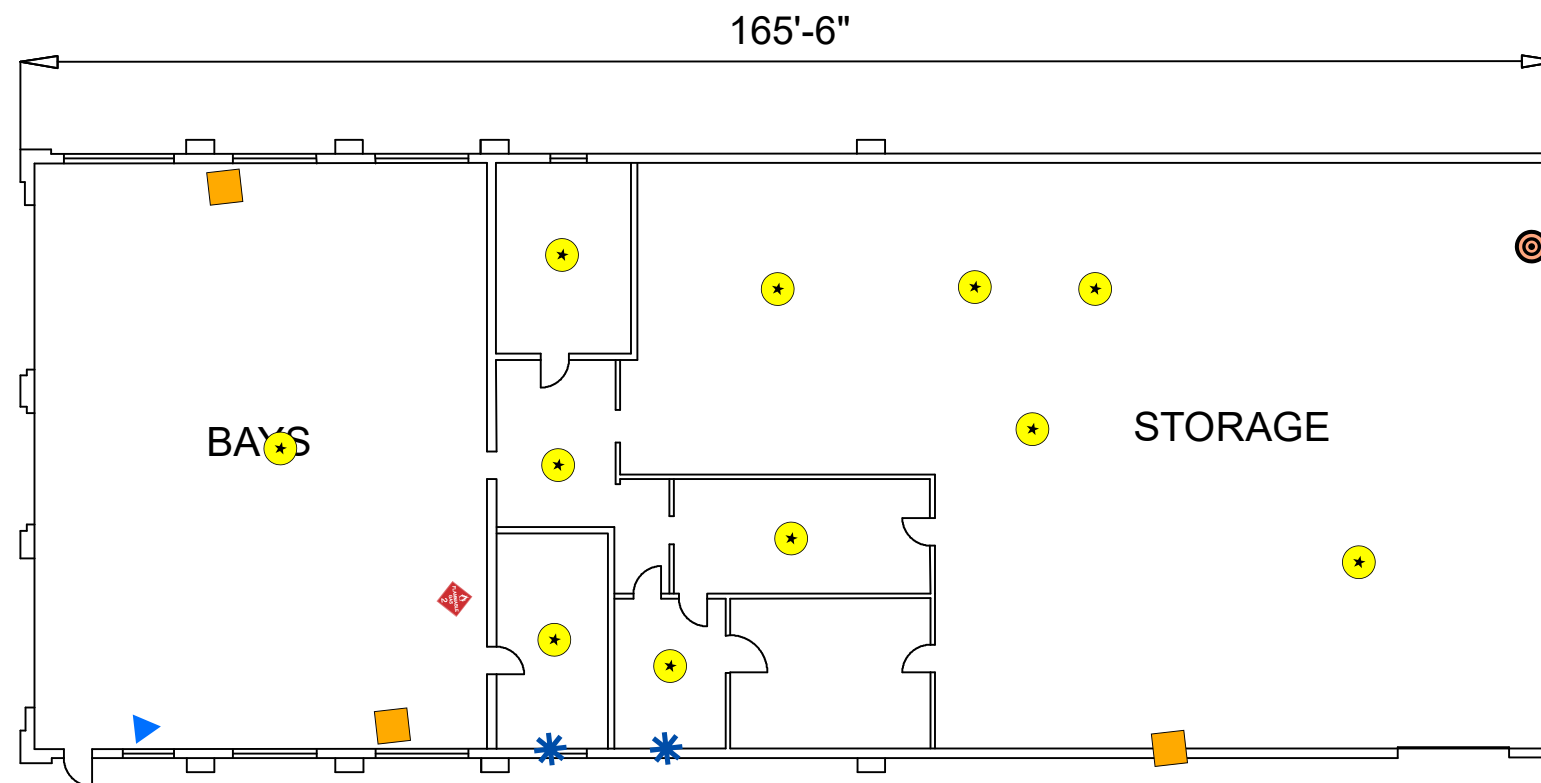
Floor plans georeferenced via heads up digitizing over 2015 aerial photography
Locations of air emissions, ODS, and FLBs georeferenced via floor plans



Scale: 1 inch = 20 feet
File: LE4
Date: 5/20/2019
Created By: Rosalie Hood,
Anne Timmreck,
Raina Ryan,
Alexandira Petrosch

**Rowan
University
&
Stockton
University**







**Figure LE5
Site Map with
Site Level Features
Lawrenceville FMS
Floor 1**

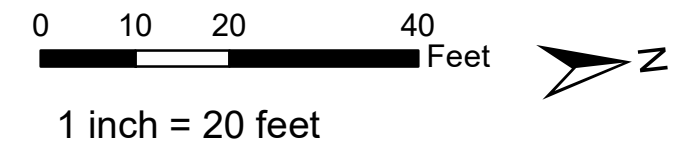


FMS LAWRENCEVILLE

Legend

Lawrenceville FMS 1st Floor

-  Air Conditioning Unit
-  Drinking Water Fountain
-  Flammable Cabinet
-  Forced Air Heater
-  Light Ballast
-  Welding Operation



Notes:

Floor plans georeferenced via headsup digitizing over 2015 aerial photography
Locations of air emissions, ODS, and FLBs georeferenced via floor plans










Scale: 1 inch = 20 feet
File: LE5
Date: 5/20/2019
Created By: Rosalie Hood,
Anne Timmreck,
Raina Ryan,
Alexandria Petrosch

Rowan
Univeristy
&
Stockton
University

**Figure LE6
Site Map with
Site Level Features
Lawrenceville Marshall's Building
Floor 1**

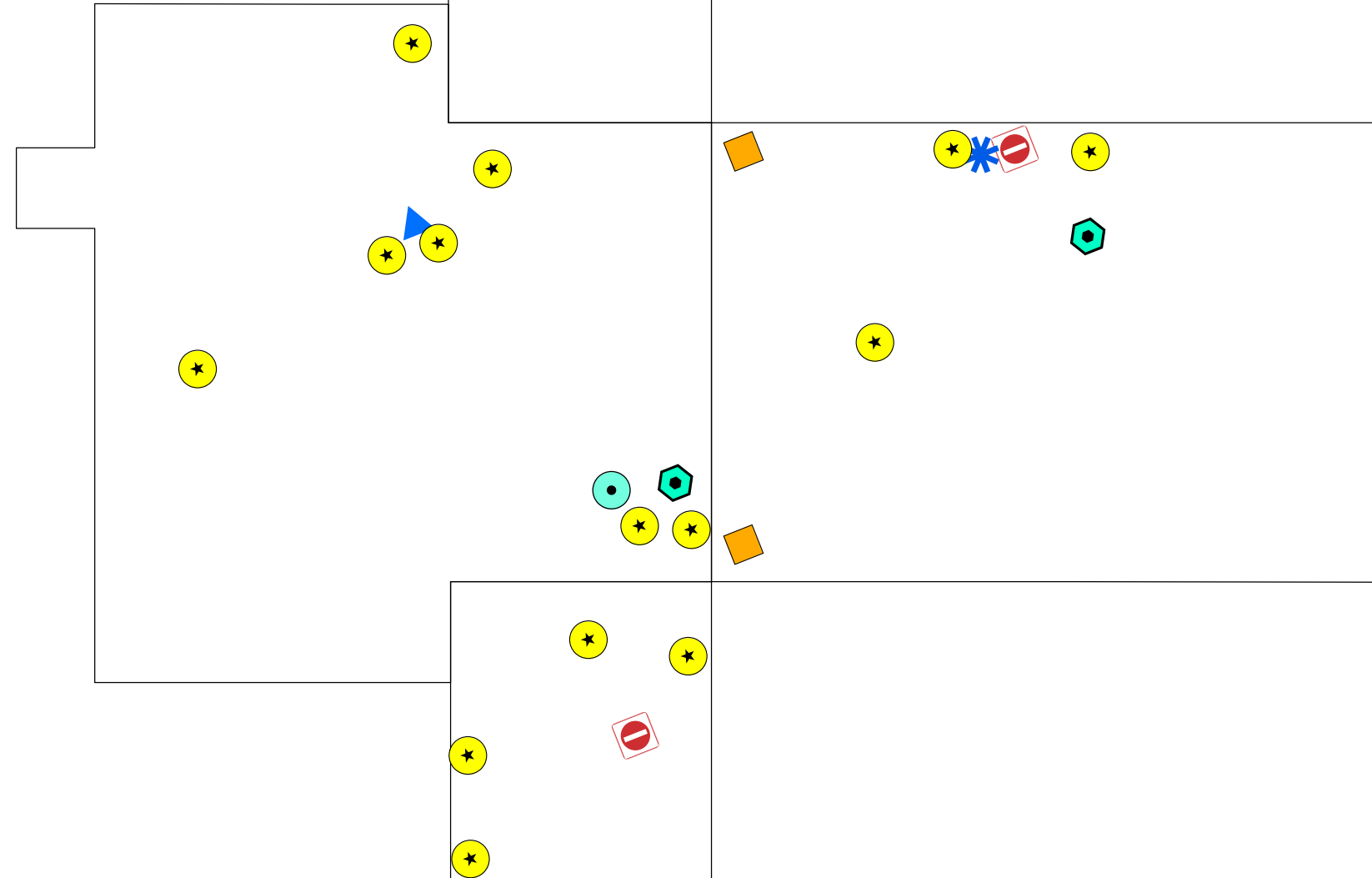
Legend

Marshall's Building

-  Air Conditioning Unit
-  Drinking Water Fountain
-  Forced Air Heater
-  Light Ballast
-  No Access
-  Hot Water Heater
-  Refrigeration Unit

0 12.5 25 50 Feet

1 inch = 25 feet



Notes:

Floor plans georeferenced via headsup digitizing over 2015 aerial photography
Locations of air emissions, ODS, and FLBs georeferenced via floor plans



Scale: 1 inch = 25 feet
File: LE6
Date: 5/20/2019
Created By: Rosalie Hood
Anne Timmreck,
Raina Ryan,
Alexandria Petrosch

**Rowan
University
&
Stockton
University**